



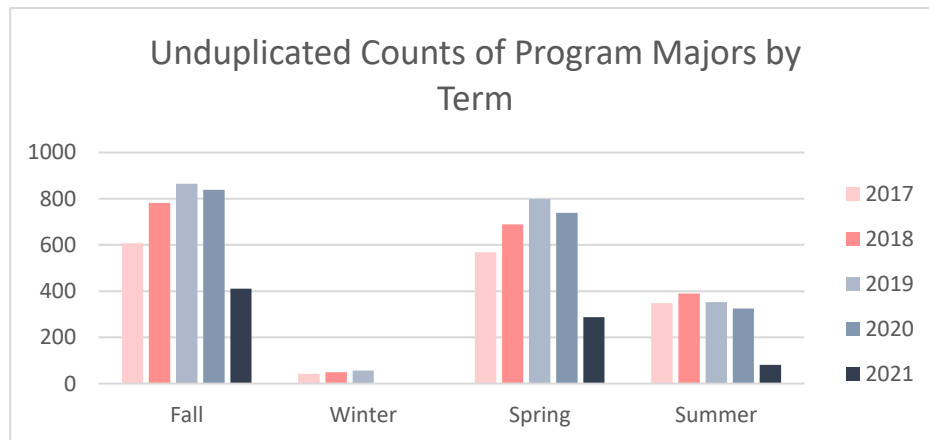
**Collin County Community College District
Program Review 2021 - 2022**

Unduplicated Student Enrollment by Program per Term
Academic Years 2017 - 2018 through 2020 - 2021

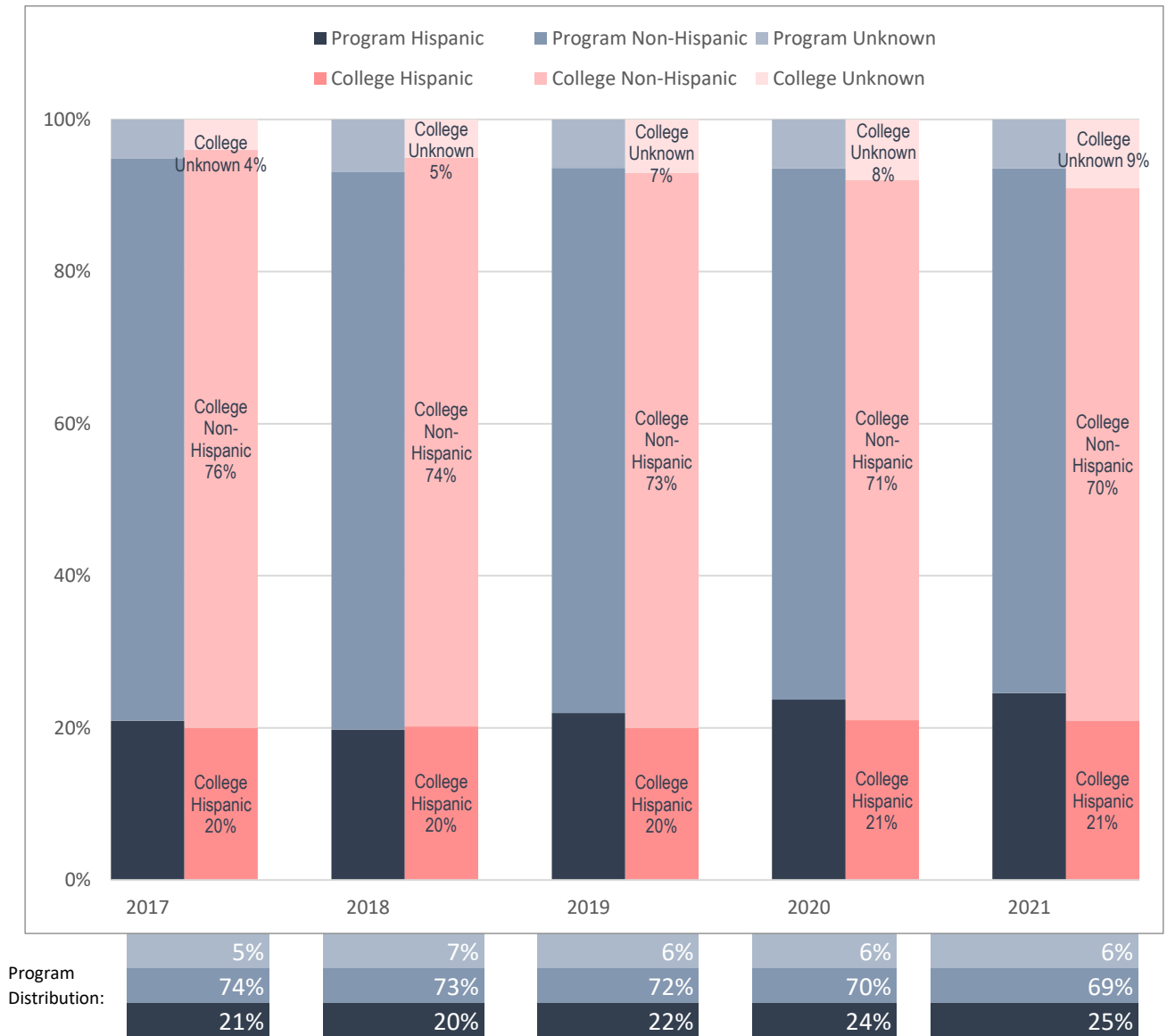
Communication Field of Study

Term	Count of Enrolled Program Majors
Academic Year 2016 - 2017	
Fall 2016	607
Winter 2016	43
Spring 2017	569
Summer 2017	348
Academic Year 2017 - 2018	
Fall 2017	782
Winter 2017	49
Spring 2018	689
Summer 2018	390
Academic Year 2018 - 2019	
Fall 2018	865
Winter 2018	57
Spring 2019	798
Summer 2019	352
Academic Year 2019 - 2020	
Fall 2019	838
Spring 2020	739
Summer 2020	325
Academic Year 2020 - 2021	
Fall 2020	411
Spring 2021	288
Summer 2021	81

Note: Students counted for this measure were enrolled at Collin during the specified term and are identified based on their declared major in ZogoTech.

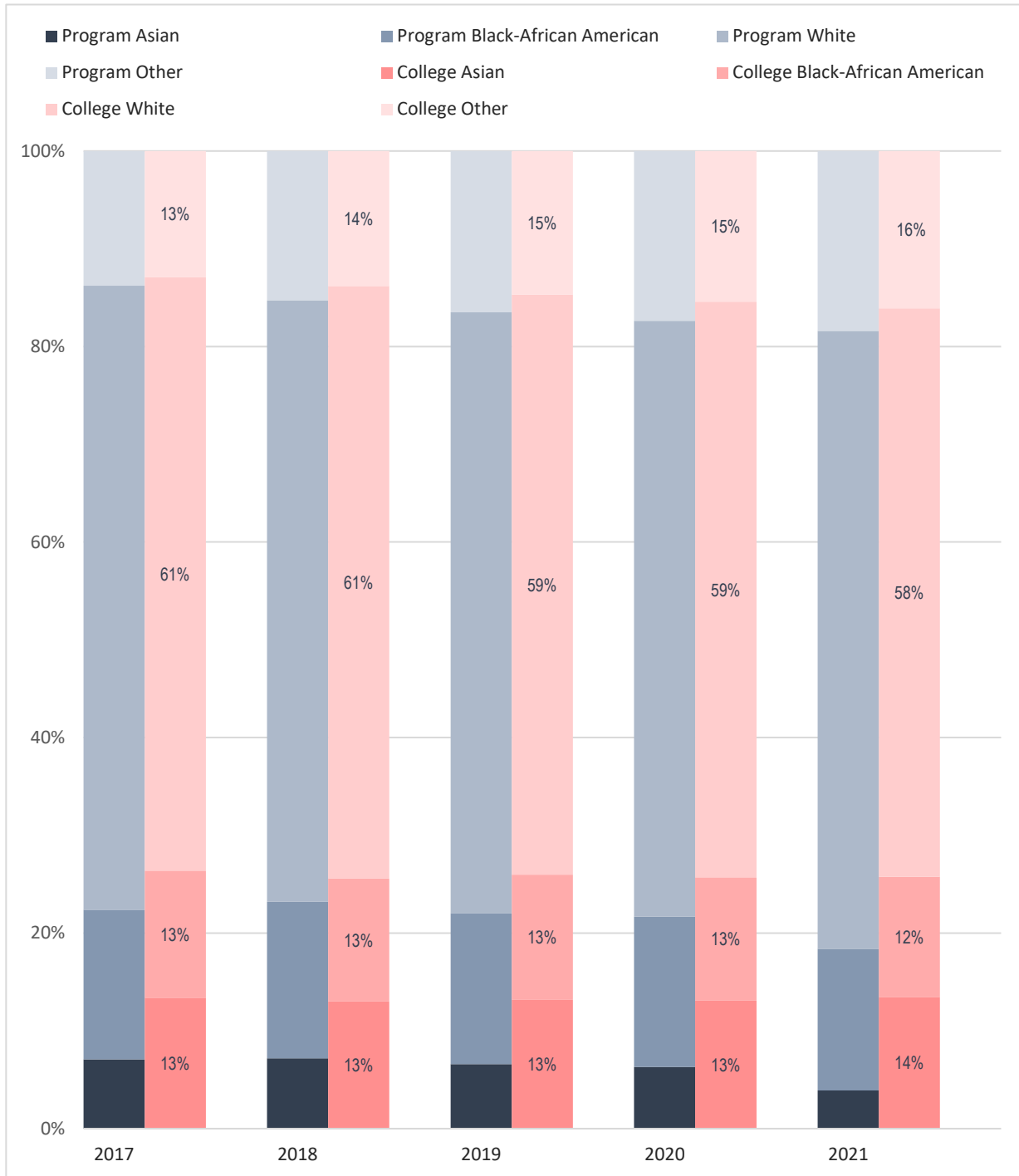


Ethnicity Distribution of Enrolled Communication Field of Study Majors, Compared to Collin College's Overall Student Ethnicity Distribution



Note: Values rounded to the nearest percentage point and may not sum to 100%.

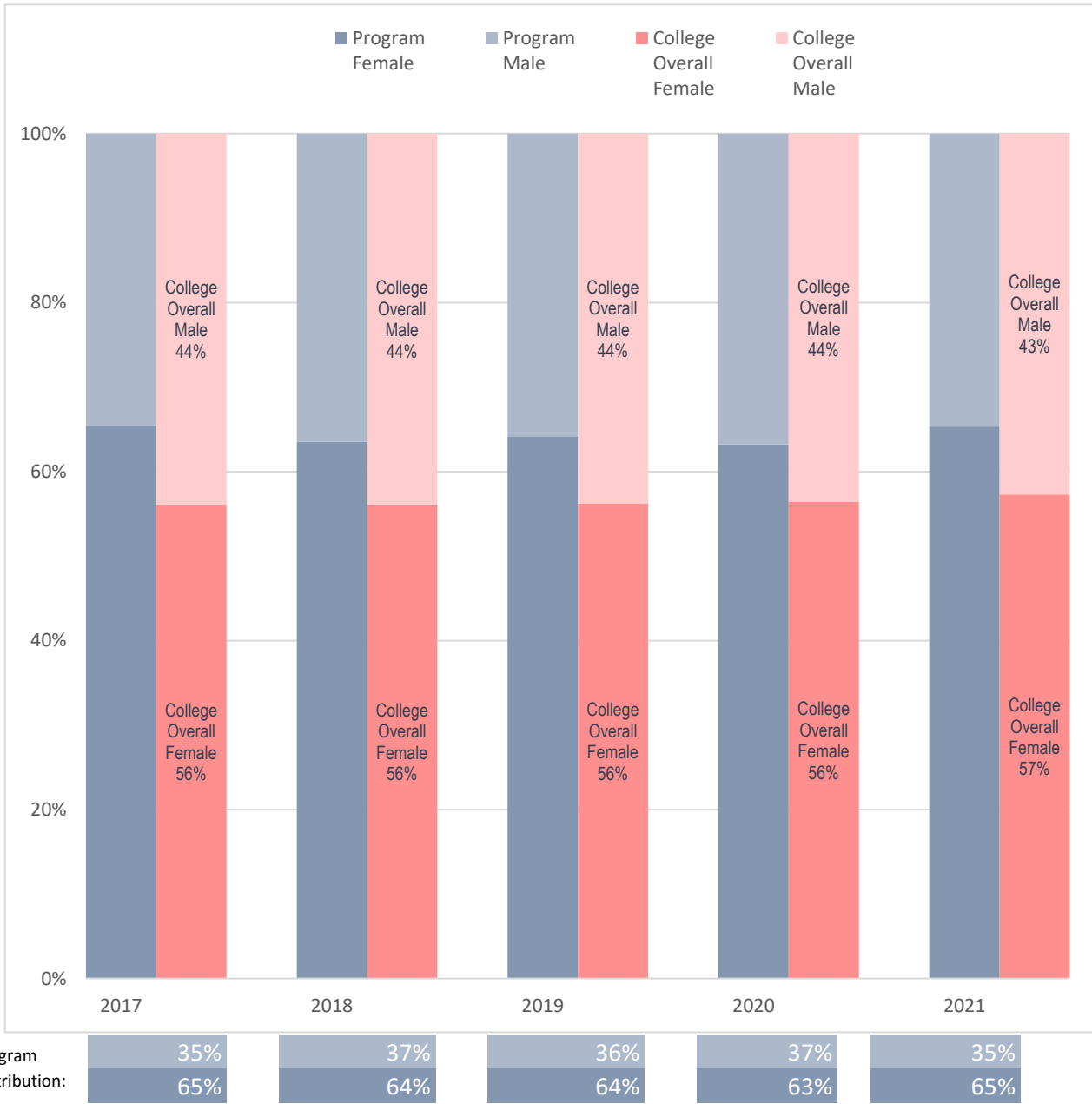
Racial Distribution of Enrolled Communication Field of Study Majors, Compared to Collin College's Overall Student Racial Distribution



Year	Program Asian	Program Black-African American	Program White	Program Other
2017	7%	15%	64%	14%
2018	7%	16%	62%	15%
2019	7%	15%	62%	17%
2020	6%	15%	61%	17%
2021	4%	15%	63%	18%

Note: Values rounded to the nearest percentage and may not sum to 100%. The category "Other" includes "American Indian - Alaska Native", "Multi-Race", "Native Hawaiian - Other Pacific Islander" and "Unknown."

Sex Distribution of Enrolled Communication Field of Study Majors, Compared to Collin College's Overall Student Sex Distribution



Note: Values rounded to the nearest percentage point and may not sum to 100%.