



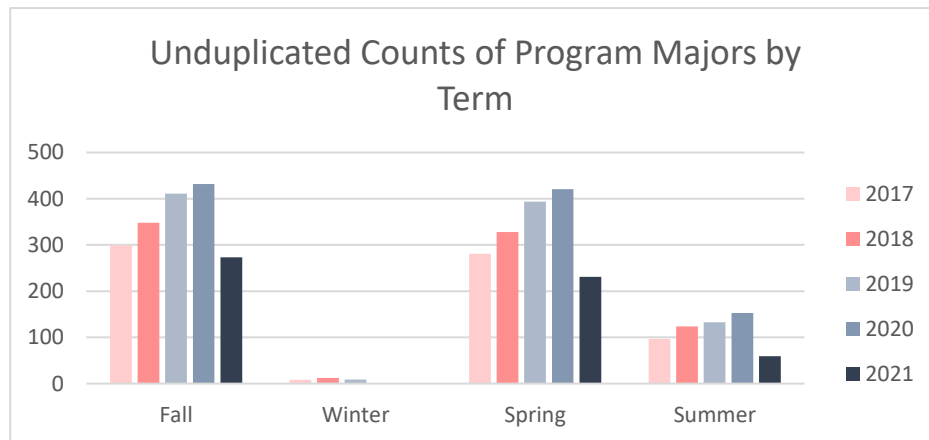
**Collin County Community College District  
Program Review 2021 - 2022**

Unduplicated Student Enrollment by Program per Term  
*Academic Years 2017 - 2018 through 2020 - 2021*

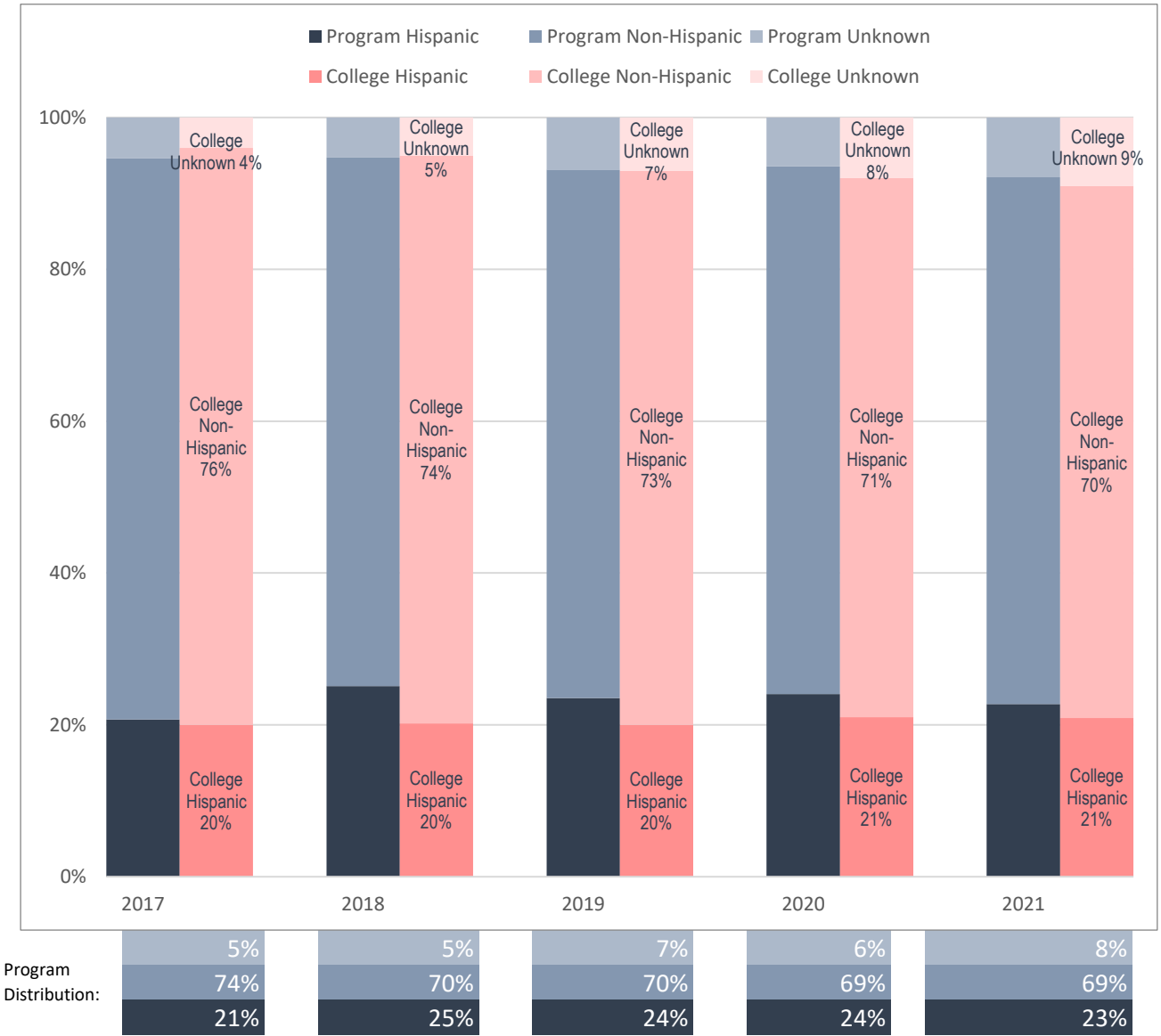
**Communication Design**

Term	Count of Enrolled Program Majors
<b>Academic Year 2016 - 2017</b>	
Fall 2016	299
Winter 2016	8
Spring 2017	281
Summer 2017	97
<b>Academic Year 2017 - 2018</b>	
Fall 2017	348
Winter 2017	12
Spring 2018	328
Summer 2018	124
<b>Academic Year 2018 - 2019</b>	
Fall 2018	411
Winter 2018	9
Spring 2019	394
Summer 2019	133
<b>Academic Year 2019 - 2020</b>	
Fall 2019	432
Spring 2020	421
Summer 2020	153
<b>Academic Year 2020 - 2021</b>	
Fall 2020	273
Spring 2021	231
Summer 2021	59

*Note: Students counted for this measure were enrolled at Collin during the specified term and are identified based on their declared major in ZogoTech.*

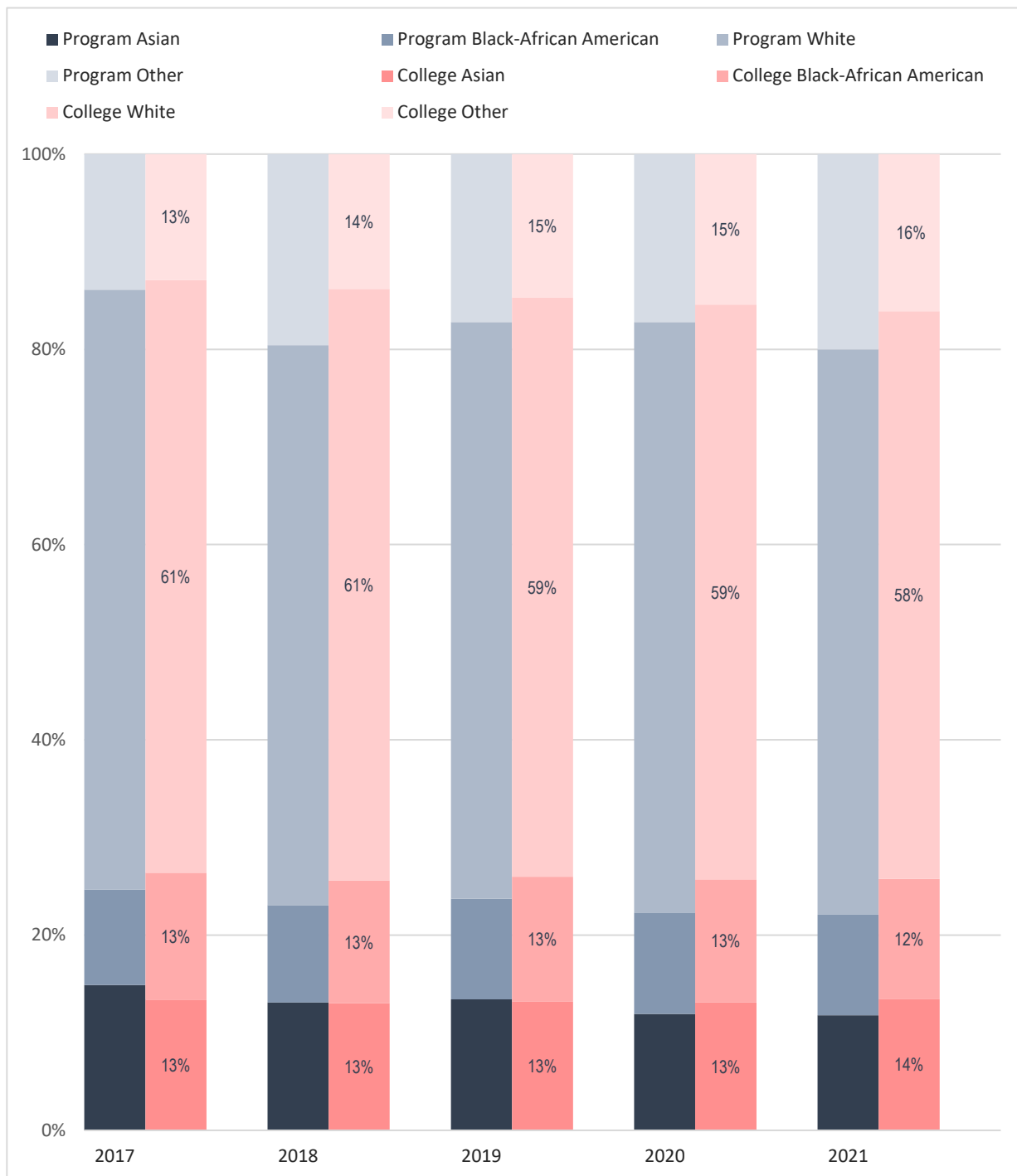


## Ethnicity Distribution of Enrolled Communication Design Majors, Compared to Collin College's Overall Student Ethnicity Distribution



*Note: Values rounded to the nearest percentage point and may not sum to 100%.*

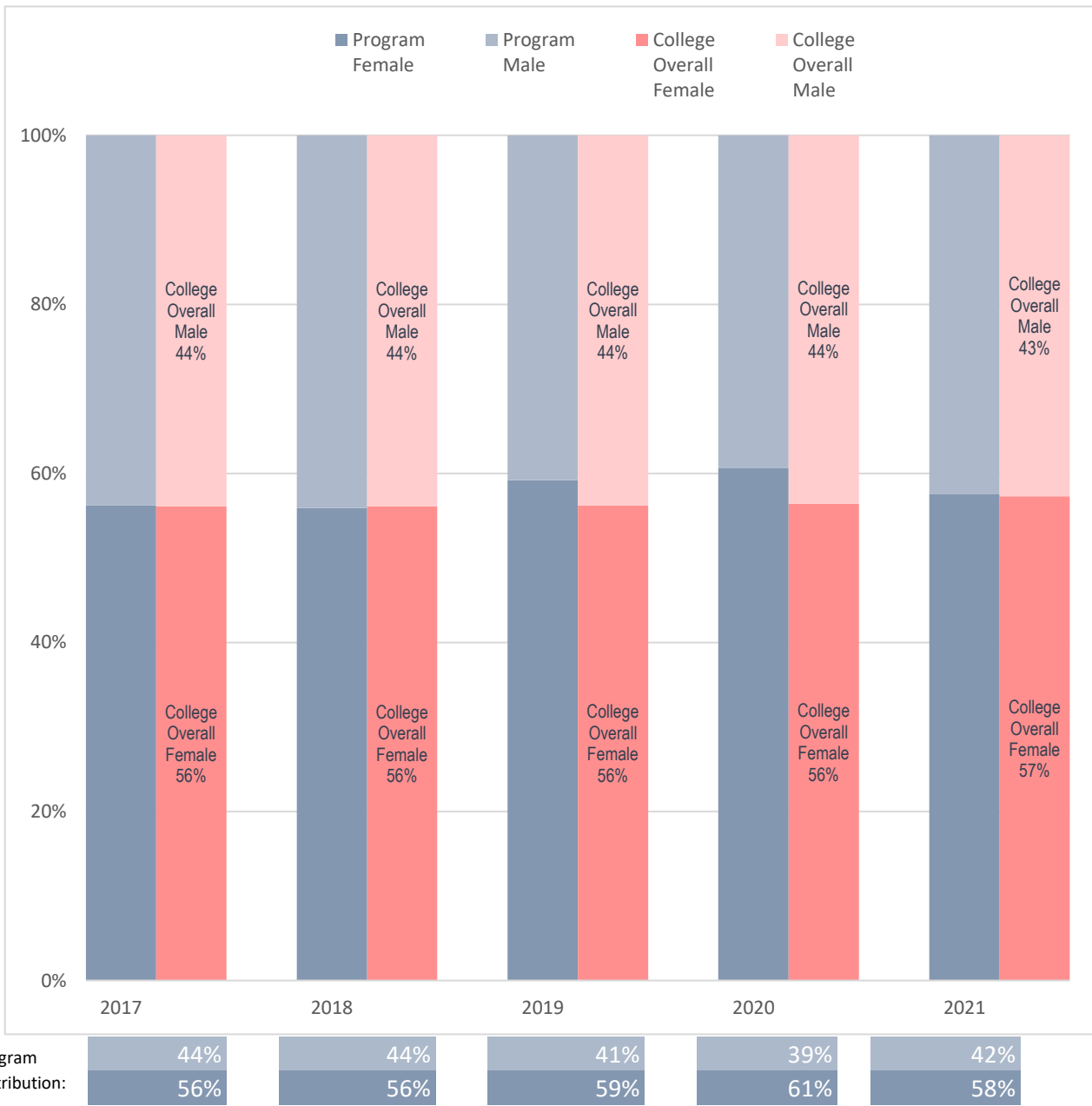
## Racial Distribution of Enrolled Communication Design Majors, Compared to Collin College's Overall Student Racial Distribution



Program Distribution:	2017	2018	2019	2020	2021
Program Other	14%	20%	17%	17%	20%
Program White	62%	57%	59%	60%	58%
Program Black-African American	10%	10%	10%	10%	10%
Program Asian	15%	13%	13%	12%	12%

*Note: Values rounded to the nearest percentage and may not sum to 100%. The category "Other" includes "American Indian - Alaska Native", "Multi-Race", "Native Hawaiian - Other Pacific Islander" and "Unknown."*

## Sex Distribution of Enrolled Communication Design Majors, Compared to Collin College's Overall Student Sex Distribution



*Note: Values rounded to the nearest percentage point and may not sum to 100%.*