



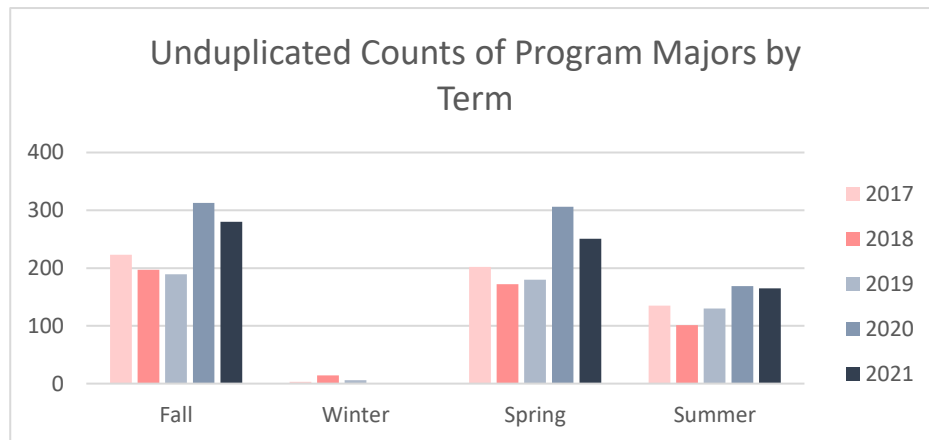
**Collin County Community College District
Program Review 2021 - 2022**

Unduplicated Student Enrollment by Program per Term
Academic Years 2017 - 2018 through 2020 - 2021

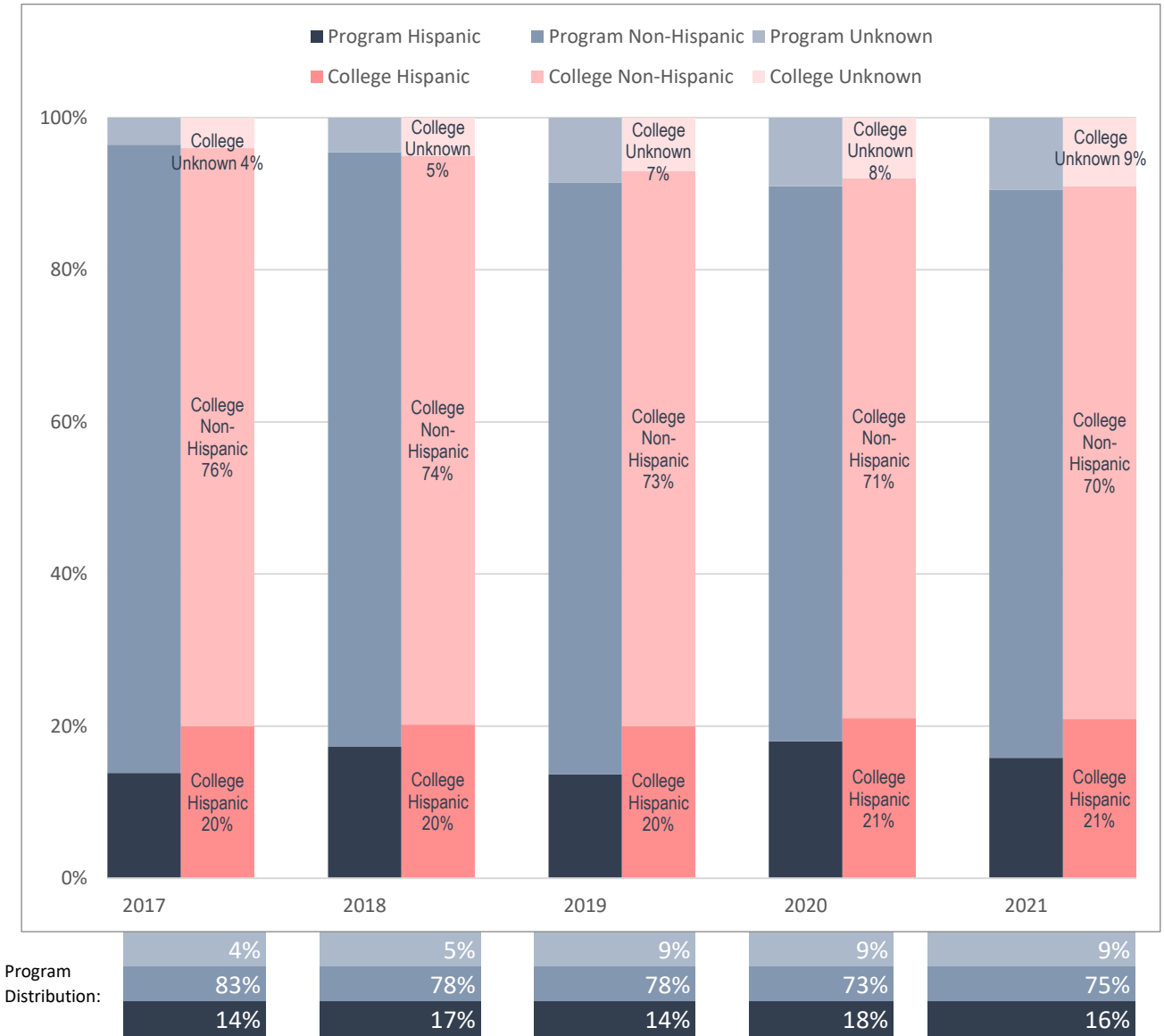
Business Office Support Systems

Term	Count of Enrolled Program Majors
Academic Year 2016 - 2017	
Fall 2016	223
Winter 2016	3
Spring 2017	202
Summer 2017	135
Academic Year 2017 - 2018	
Fall 2017	197
Winter 2017	14
Spring 2018	172
Summer 2018	101
Academic Year 2018 - 2019	
Fall 2018	189
Winter 2018	6
Spring 2019	180
Summer 2019	130
Academic Year 2019 - 2020	
Fall 2019	313
Spring 2020	306
Summer 2020	169
Academic Year 2020 - 2021	
Fall 2020	280
Spring 2021	251
Summer 2021	165

Note: Students counted for this measure were enrolled at Collin during the specified term and are identified based on their declared major in ZogoTech.

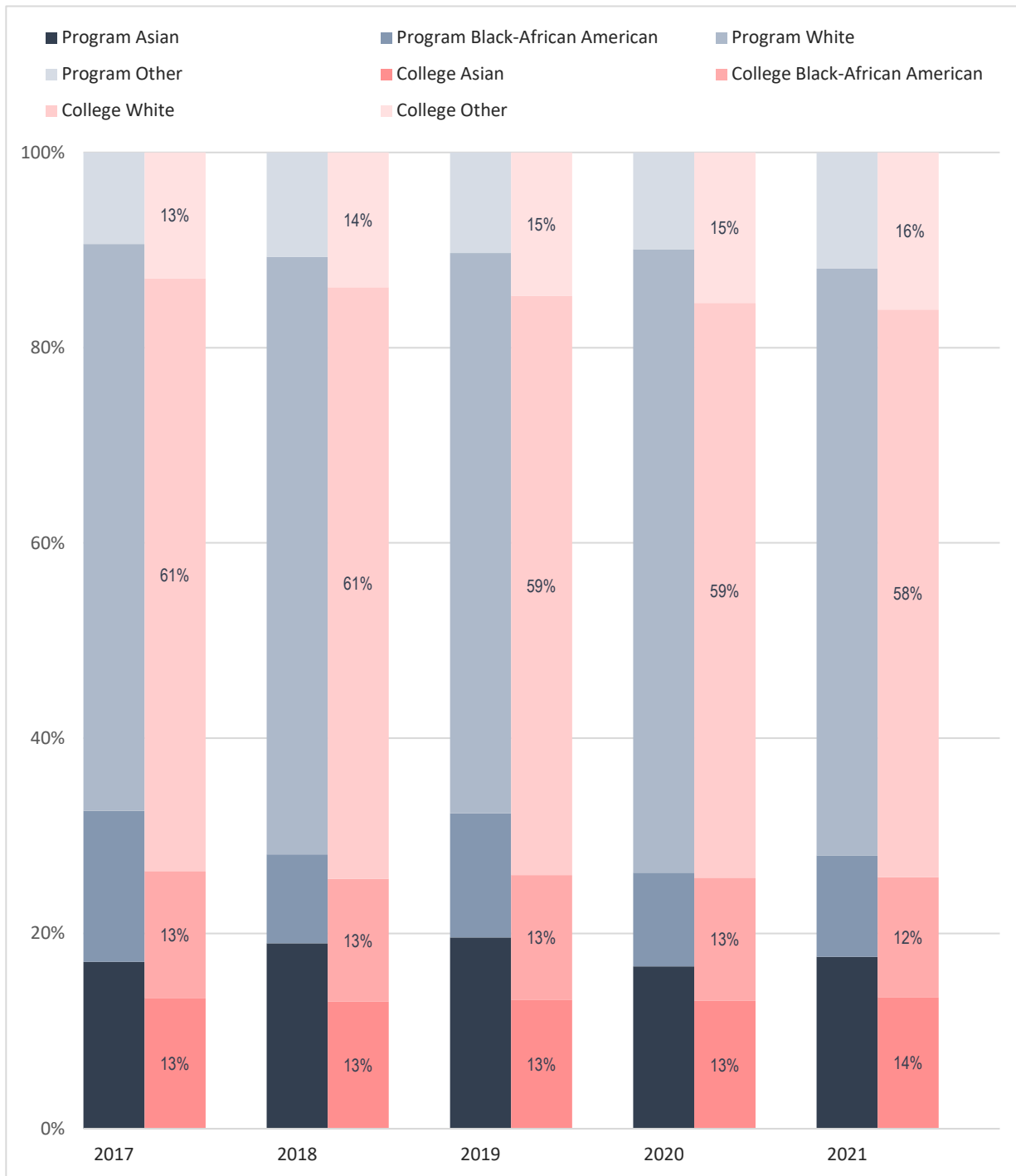


Ethnicity Distribution of Enrolled Business Office Support Systems Majors, Compared to Collin College's Overall Student Ethnicity Distribution



Note: Values rounded to the nearest percentage point and may not sum to 100%.

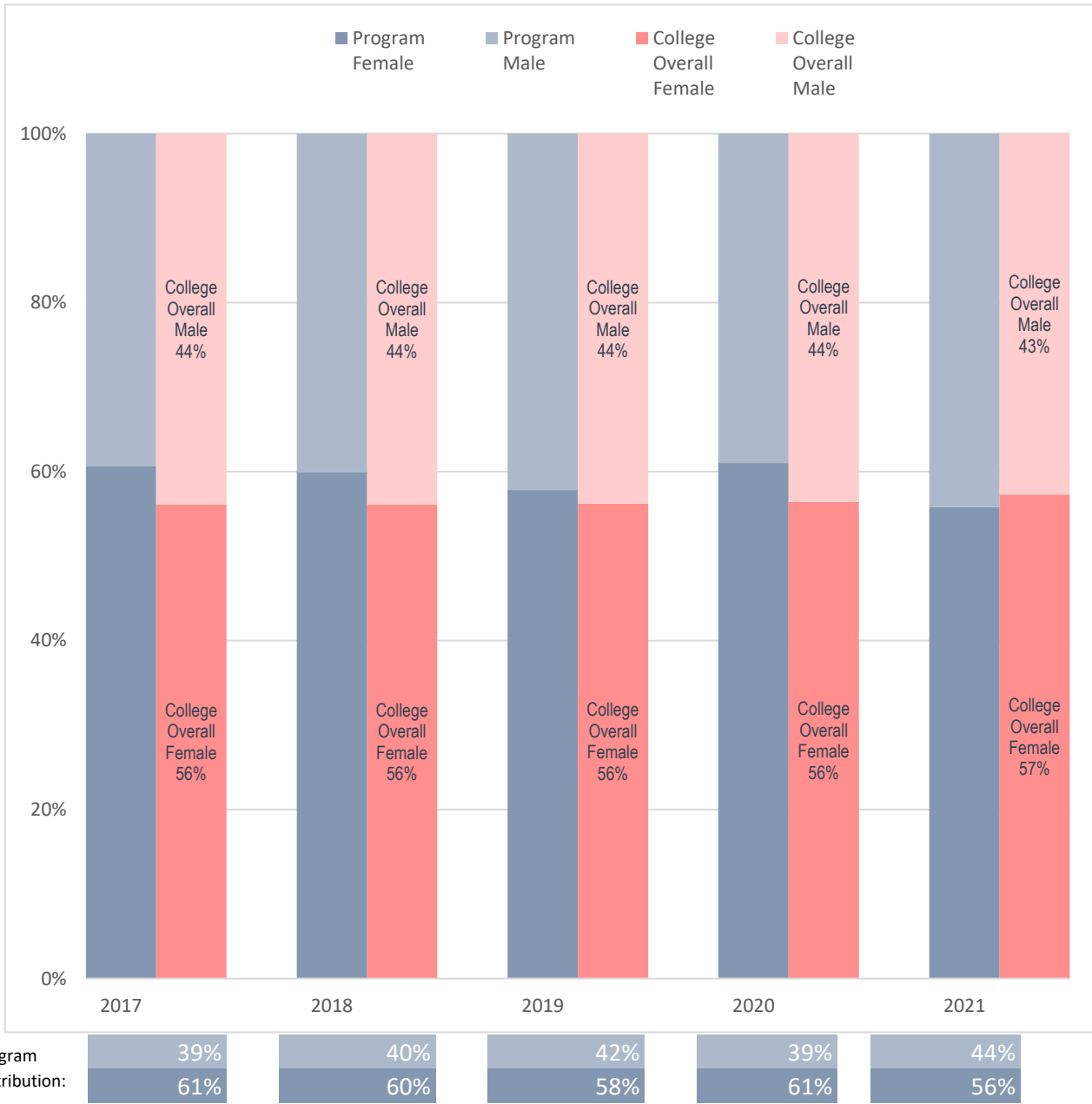
Racial Distribution of Enrolled Business Office Support Systems Majors, Compared to Collin College's Overall Student Racial Distribution



Program Distribution:	9%	11%	10%	10%	12%
	58%	61%	57%	64%	60%
	16%	9%	13%	10%	10%
	17%	19%	20%	17%	18%

Note: Values rounded to the nearest percentage and may not sum to 100%. The category "Other" includes "American Indian - Alaska Native", "Multi-Race", "Native Hawaiian - Other Pacific Islander" and "Unknown."

Sex Distribution of Enrolled Business Office Support Systems Majors, Compared to Collin College's Overall Student Sex Distribution



Note: Values rounded to the nearest percentage point and may not sum to 100%.