



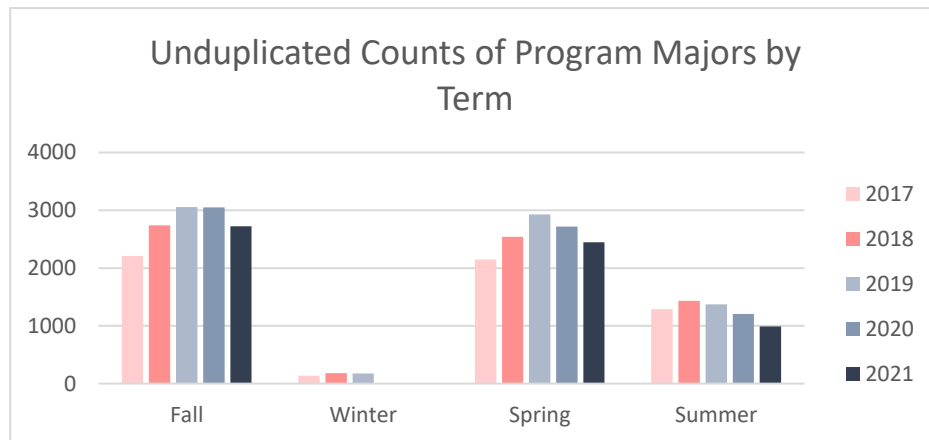
**Collin County Community College District
Program Review 2021 - 2022**

Unduplicated Student Enrollment by Program per Term
Academic Years 2017 - 2018 through 2020 - 2021

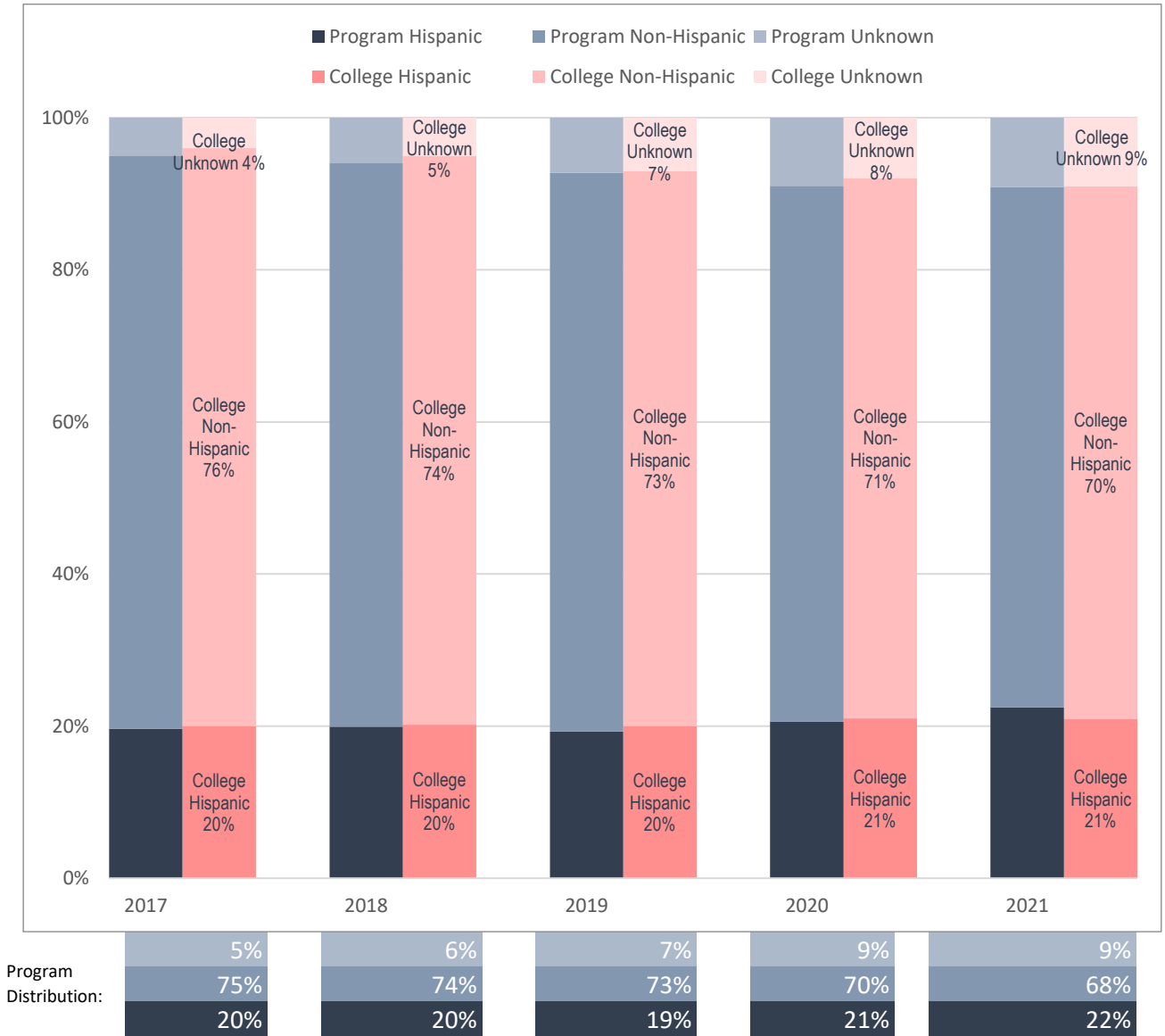
Business Field of Study

Term	Count of Enrolled Program Majors
Academic Year 2016 - 2017	
Fall 2016	2,206
Winter 2016	137
Spring 2017	2,145
Summer 2017	1,287
Academic Year 2017 - 2018	
Fall 2017	2,741
Winter 2017	182
Spring 2018	2,542
Summer 2018	1,434
Academic Year 2018 - 2019	
Fall 2018	3,053
Winter 2018	174
Spring 2019	2,931
Summer 2019	1,371
Academic Year 2019 - 2020	
Fall 2019	3,051
Spring 2020	2,720
Summer 2020	1,208
Academic Year 2020 - 2021	
Fall 2020	2,725
Spring 2021	2,446
Summer 2021	992

Note: Students counted for this measure were enrolled at Collin during the specified term and are identified based on their declared major in ZogoTech.

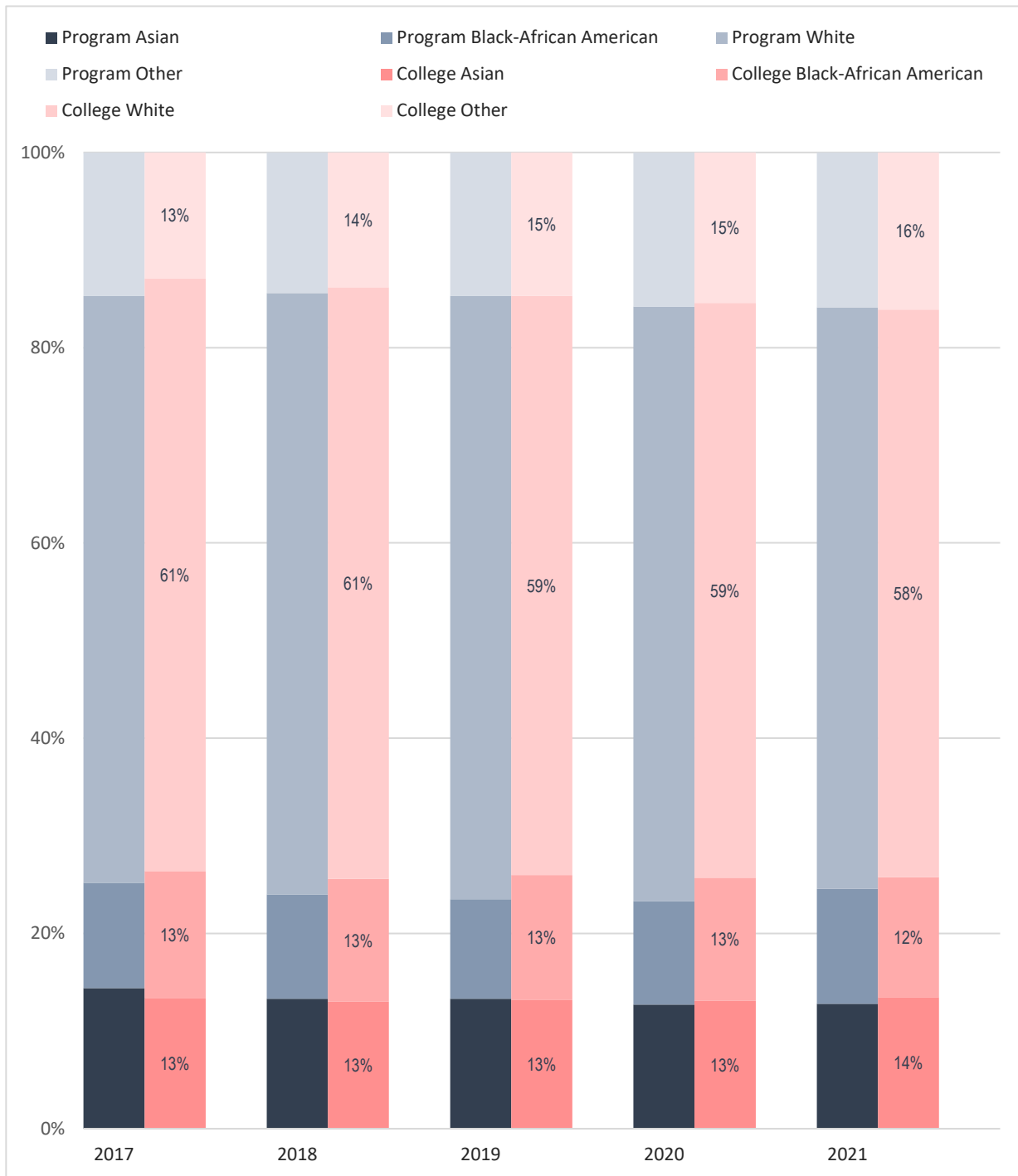


Ethnicity Distribution of Enrolled Business Field of Study Majors, Compared to Collin College's Overall Student Ethnicity Distribution



Note: Values rounded to the nearest percentage point and may not sum to 100%.

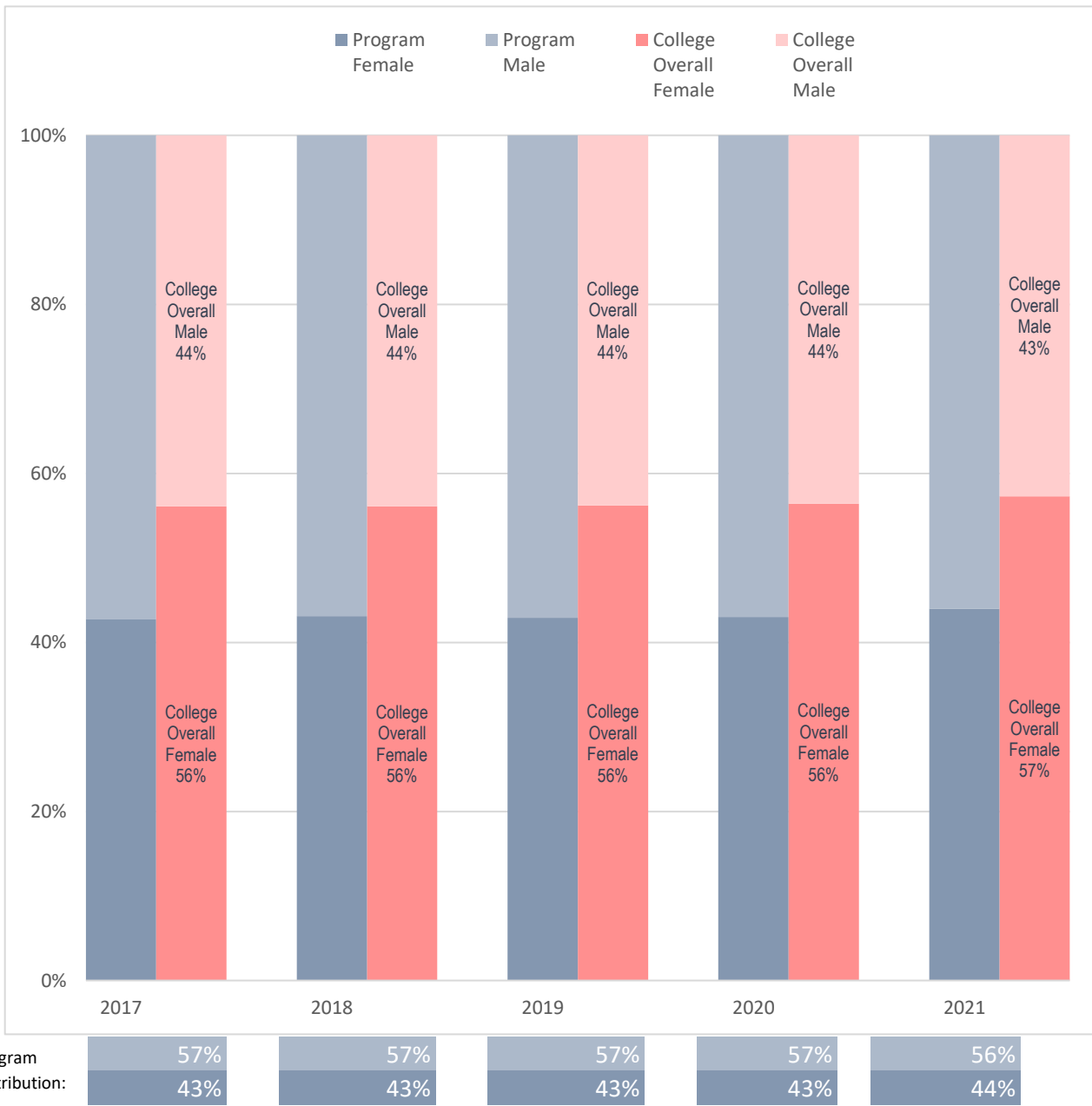
Racial Distribution of Enrolled Business Field of Study Majors, Compared to Collin College's Overall Student Racial Distribution



Program Distribution:	2017	2018	2019	2020	2021
Program White	15%	14%	15%	16%	16%
Program Black-African American	60%	62%	62%	61%	60%
Program Other	11%	11%	10%	11%	12%
Program Asian	14%	13%	13%	13%	13%

Note: Values rounded to the nearest percentage and may not sum to 100%. The category "Other" includes "American Indian - Alaska Native", "Multi-Race", "Native Hawaiian - Other Pacific Islander" and "Unknown."

Sex Distribution of Enrolled Business Field of Study Majors, Compared to Collin College's Overall Student Sex Distribution



Note: Values rounded to the nearest percentage point and may not sum to 100%.