



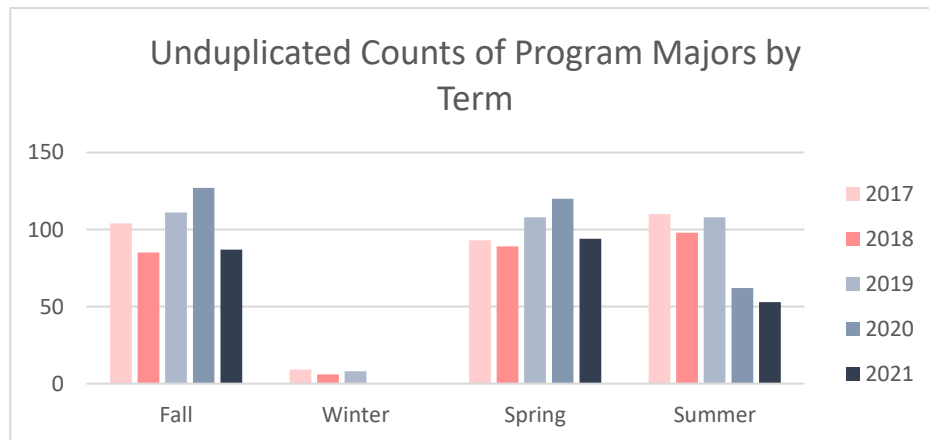
**Collin County Community College District
Program Review 2021 - 2022**

Unduplicated Student Enrollment by Program per Term
Academic Years 2017 - 2018 through 2020 - 2021

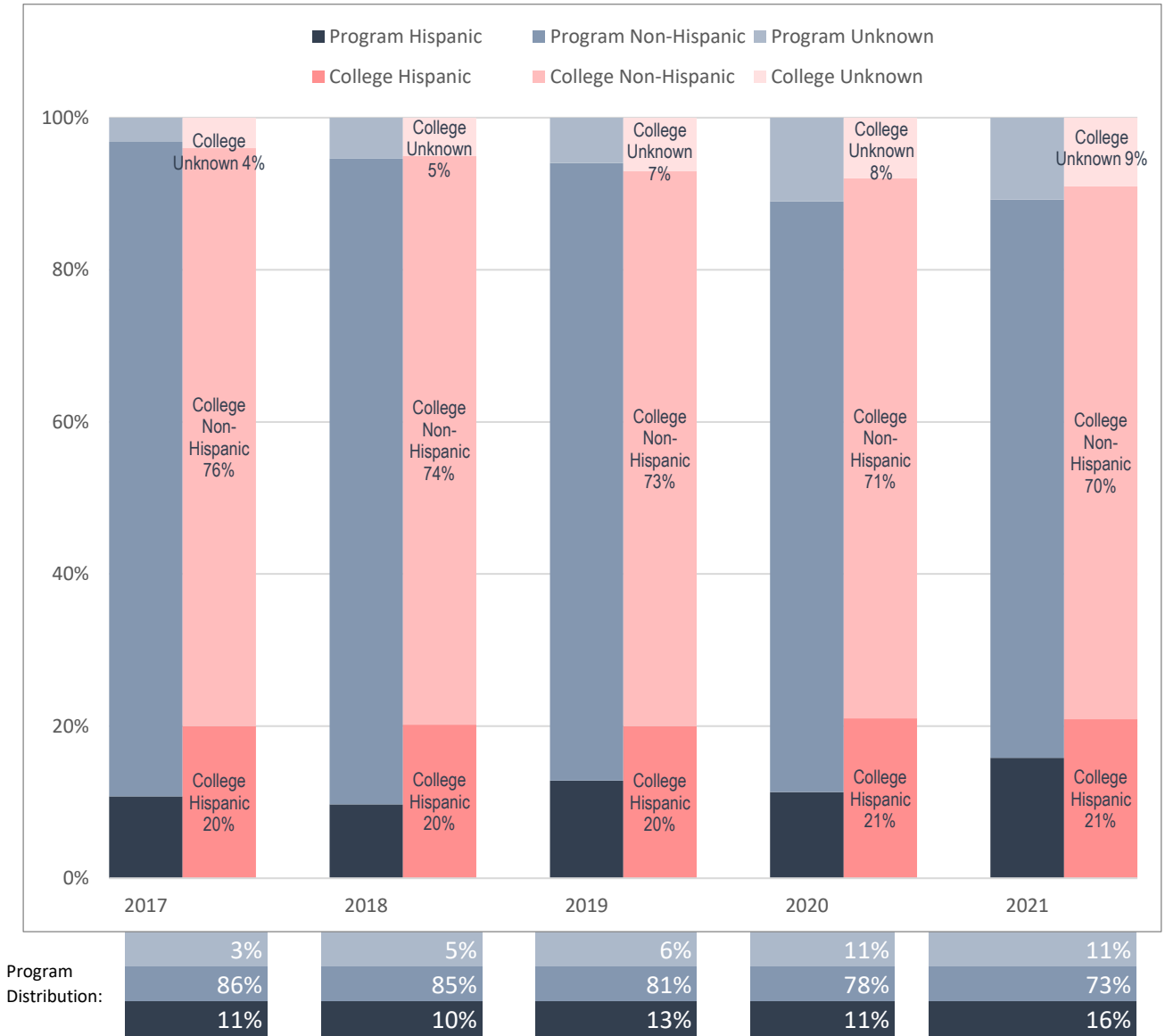
Biotechnology

Term	Count of Enrolled Program Majors
Academic Year 2016 - 2017	
Fall 2016	104
Winter 2016	9
Spring 2017	93
Summer 2017	110
Academic Year 2017 - 2018	
Fall 2017	85
Winter 2017	6
Spring 2018	89
Summer 2018	98
Academic Year 2018 - 2019	
Fall 2018	111
Winter 2018	8
Spring 2019	108
Summer 2019	108
Academic Year 2019 - 2020	
Fall 2019	127
Spring 2020	120
Summer 2020	62
Academic Year 2020 - 2021	
Fall 2020	87
Spring 2021	94
Summer 2021	53

Note: Students counted for this measure were enrolled at Collin during the specified term and are identified based on their declared major in ZogoTech.

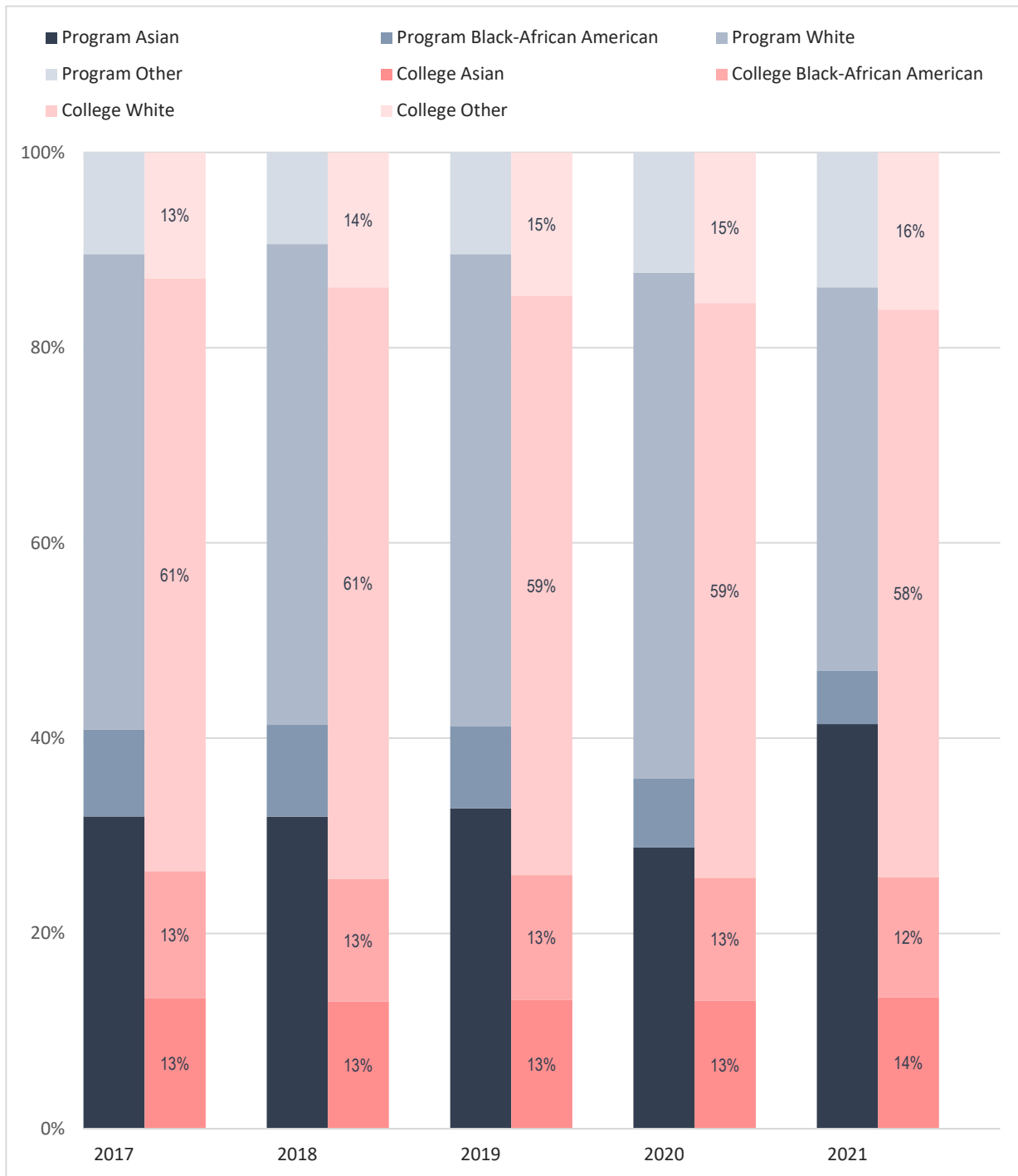


Ethnicity Distribution of Enrolled Biotechnology Majors, Compared to Collin College's Overall Student Ethnicity Distribution



Note: Values rounded to the nearest percentage point and may not sum to 100%.

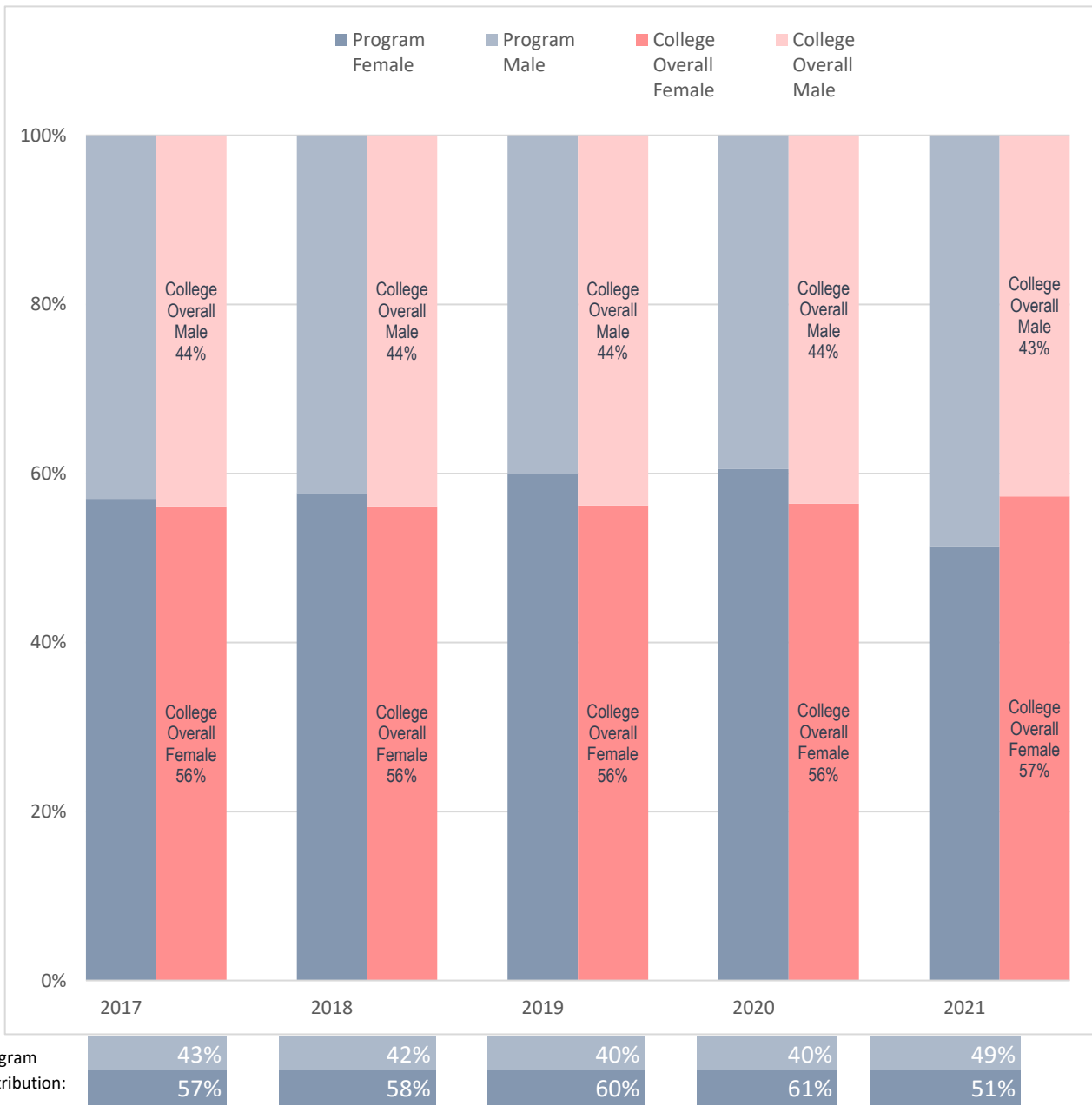
Racial Distribution of Enrolled Biotechnology Majors, Compared to Collin College's Overall Student Racial Distribution



Program Distribution:	2017	2018	2019	2020	2021
Program Asian	32%	32%	33%	29%	41%
Program Black-African American	9%	9%	8%	7%	6%
Program White	49%	49%	48%	52%	39%
Program Other	10%	9%	10%	12%	14%

Note: Values rounded to the nearest percentage and may not sum to 100%. The category "Other" includes "American Indian - Alaska Native", "Multi-Race", "Native Hawaiian - Other Pacific Islander" and "Unknown."

Sex Distribution of Enrolled Biotechnology Majors, Compared to Collin College's Overall Student Sex Distribution



Note: Values rounded to the nearest percentage point and may not sum to 100%.