



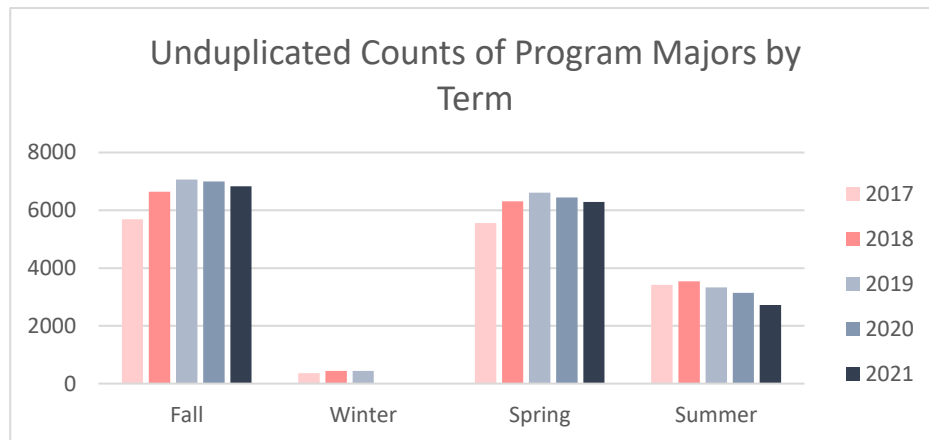
**Collin County Community College District
Program Review 2021 - 2022**

Unduplicated Student Enrollment by Program per Term
Academic Years 2017 - 2018 through 2020 - 2021

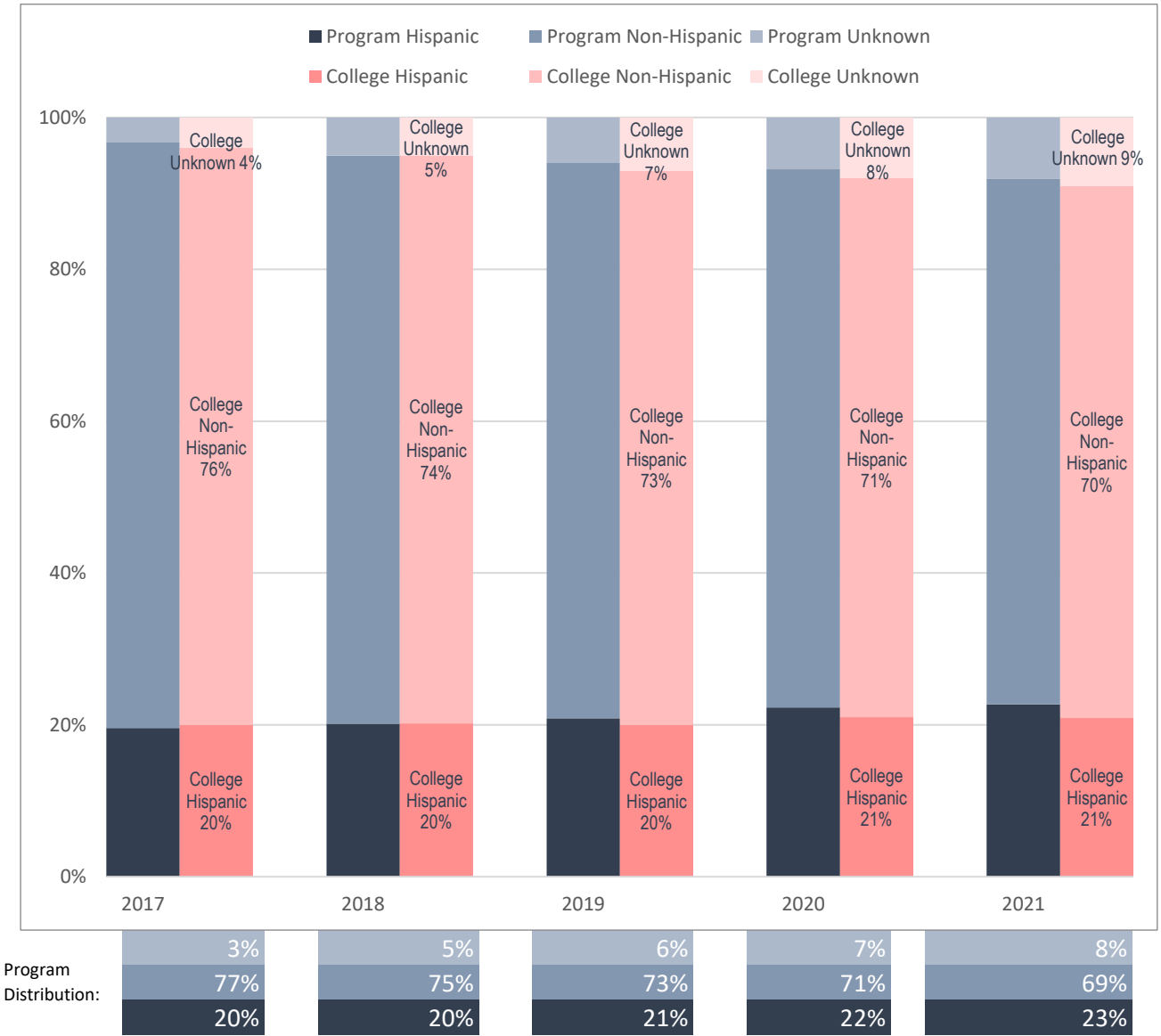
Associate of Science

Term	Count of Enrolled Program Majors
Academic Year 2016 - 2017	
Fall 2016	5,691
Winter 2016	363
Spring 2017	5,562
Summer 2017	3,424
Academic Year 2017 - 2018	
Fall 2017	6,638
Winter 2017	436
Spring 2018	6,308
Summer 2018	3,541
Academic Year 2018 - 2019	
Fall 2018	7,068
Winter 2018	437
Spring 2019	6,610
Summer 2019	3,328
Academic Year 2019 - 2020	
Fall 2019	6,993
Spring 2020	6,443
Summer 2020	3,142
Academic Year 2020 - 2021	
Fall 2020	6,836
Spring 2021	6,284
Summer 2021	2,723

Note: Students counted for this measure were enrolled at Collin during the specified term and are identified based on their declared major in ZogoTech.

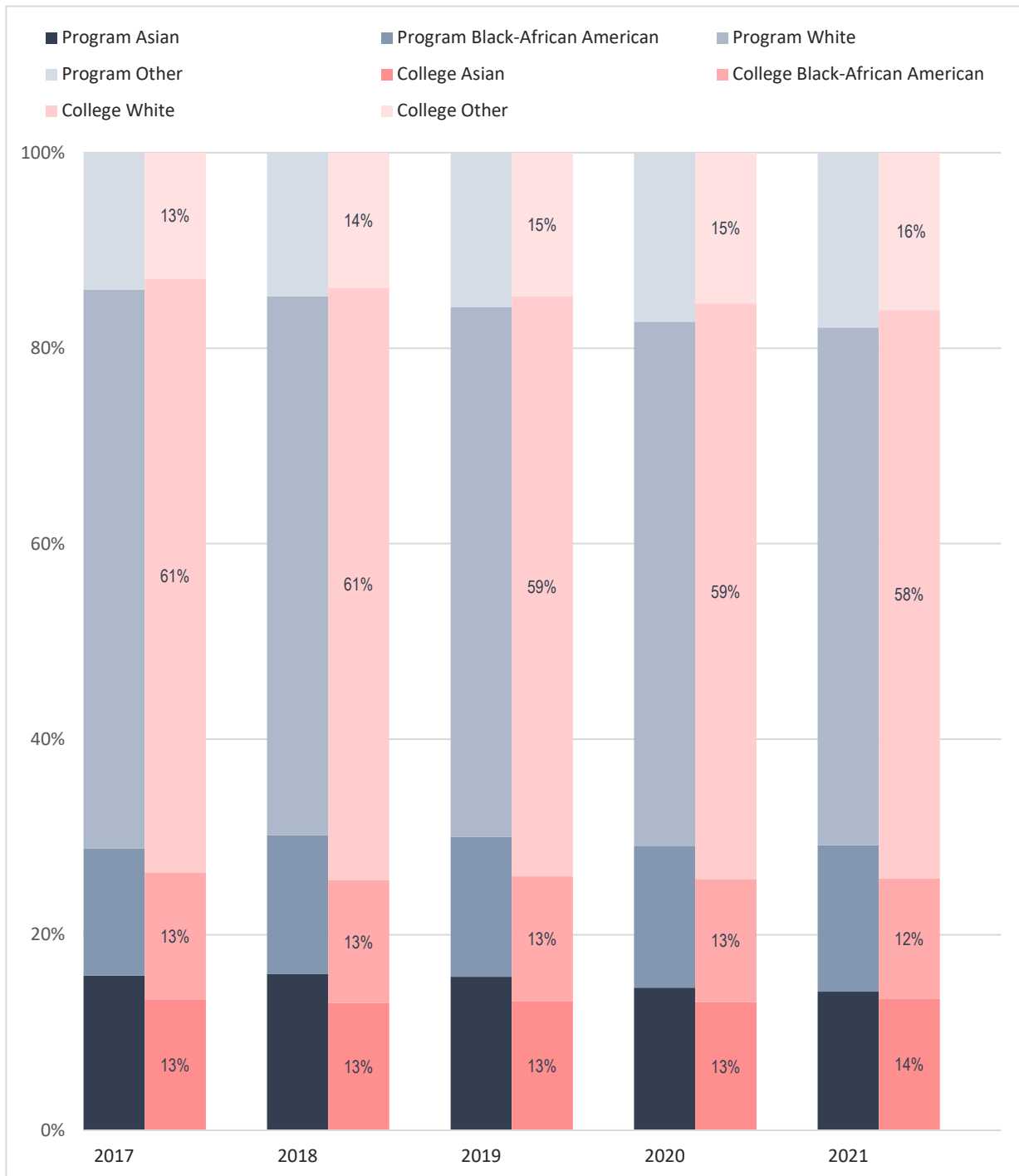


Ethnicity Distribution of Enrolled Associate of Science Majors, Compared to Collin College's Overall Student Ethnicity Distribution



Note: Values rounded to the nearest percentage point and may not sum to 100%.

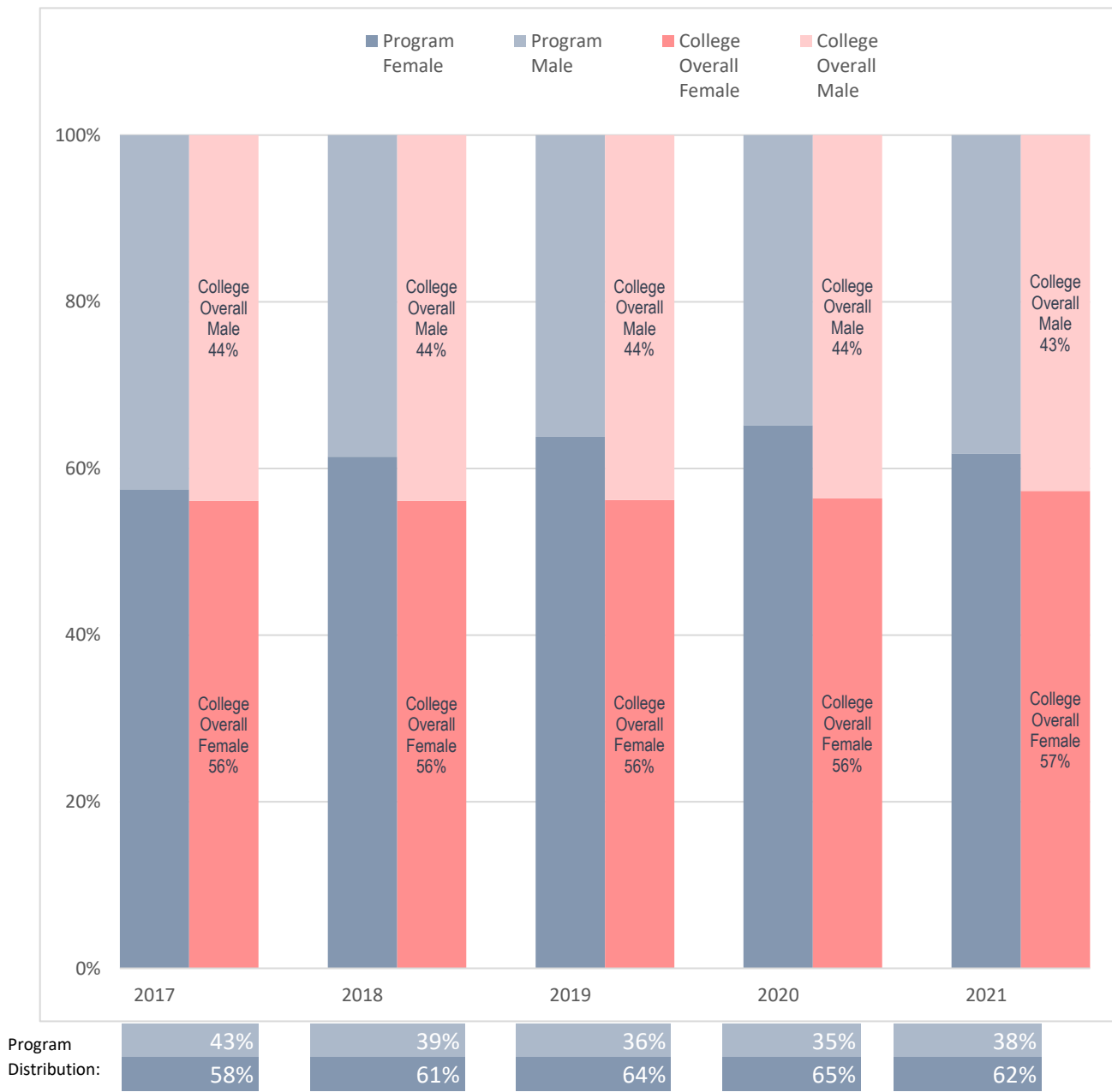
Racial Distribution of Enrolled Associate of Science Majors, Compared to Collin College's Overall Student Racial Distribution



Program Distribution:	2017	2018	2019	2020	2021
Program White	14%	15%	16%	17%	18%
Program Black-African American	57%	55%	54%	54%	53%
Program Other	13%	14%	14%	15%	15%
Program Asian	16%	16%	16%	15%	14%

Note: Values rounded to the nearest percentage and may not sum to 100%. The category "Other" includes "American Indian - Alaska Native", "Multi-Race", "Native Hawaiian - Other Pacific Islander" and "Unknown."

Sex Distribution of Enrolled Associate of Science Majors, Compared to Collin College's Overall Student Sex Distribution



Note: Values rounded to the nearest percentage point and may not sum to 100%.