



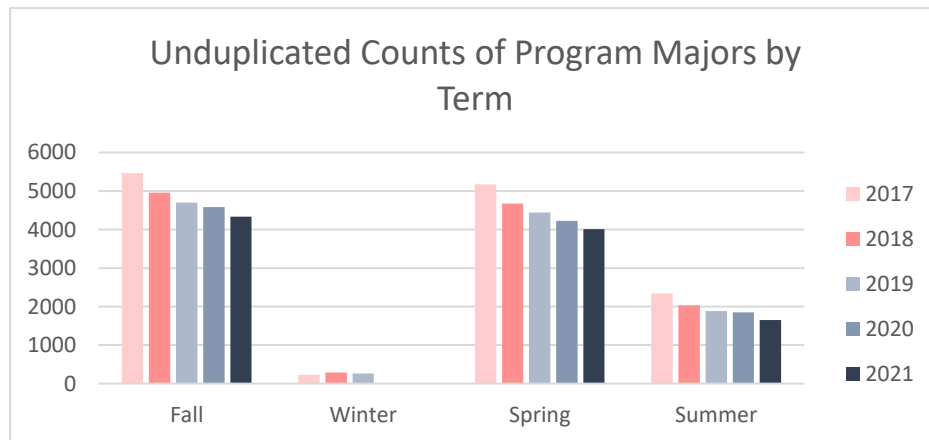
**Collin County Community College District
Program Review 2021 - 2022**

Unduplicated Student Enrollment by Program per Term
Academic Years 2017 - 2018 through 2020 - 2021

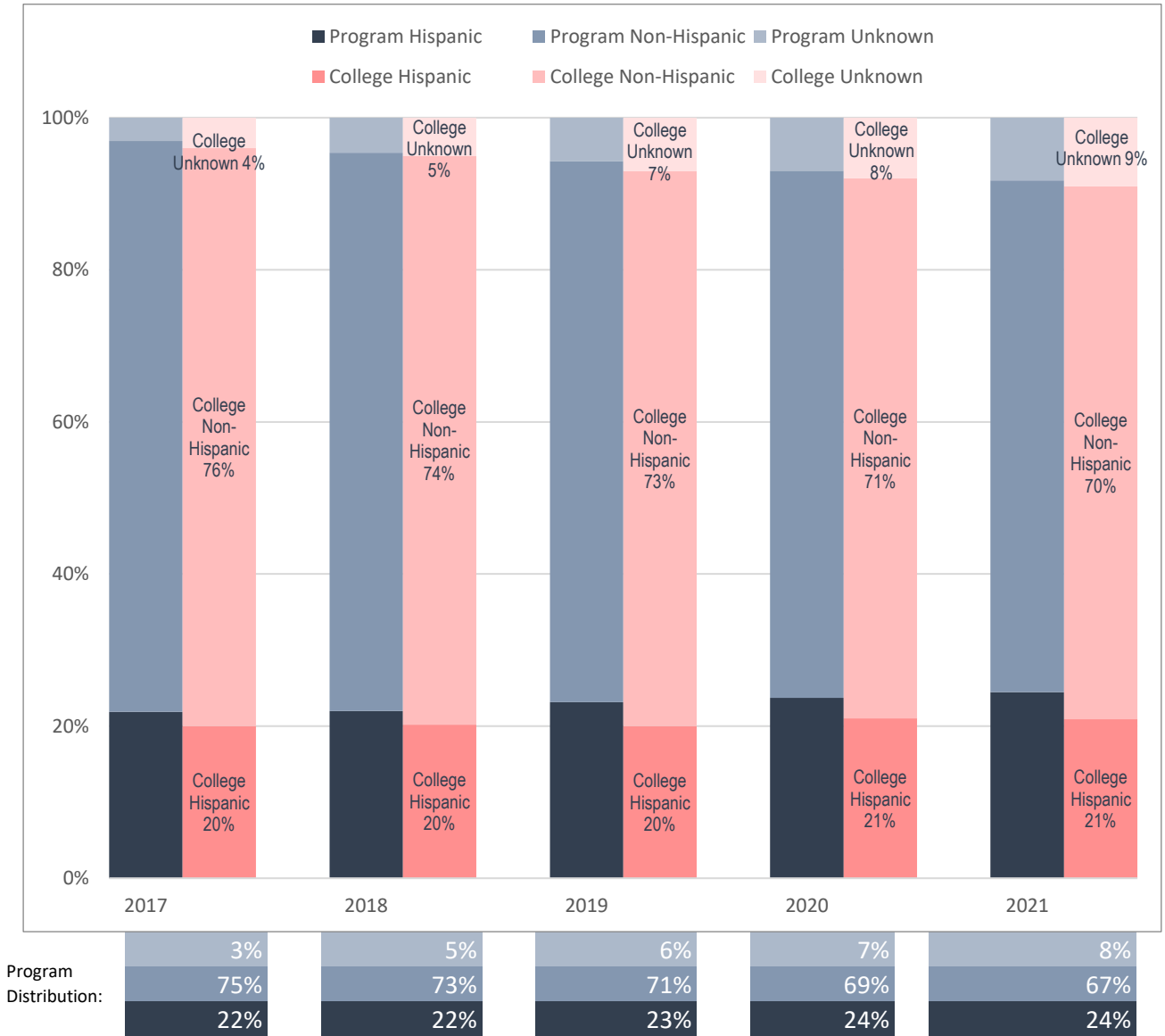
Associate of Arts

Term	Count of Enrolled Program Majors
Academic Year 2016 - 2017	
Fall 2016	5,460
Winter 2016	231
Spring 2017	5,172
Summer 2017	2,344
Academic Year 2017 - 2018	
Fall 2017	4,955
Winter 2017	290
Spring 2018	4,672
Summer 2018	2,033
Academic Year 2018 - 2019	
Fall 2018	4,696
Winter 2018	267
Spring 2019	4,440
Summer 2019	1,882
Academic Year 2019 - 2020	
Fall 2019	4,581
Spring 2020	4,230
Summer 2020	1,854
Academic Year 2020 - 2021	
Fall 2020	4,332
Spring 2021	4,009
Summer 2021	1,648

Note: Students counted for this measure were enrolled at Collin during the specified term and are identified based on their declared major in ZogoTech.

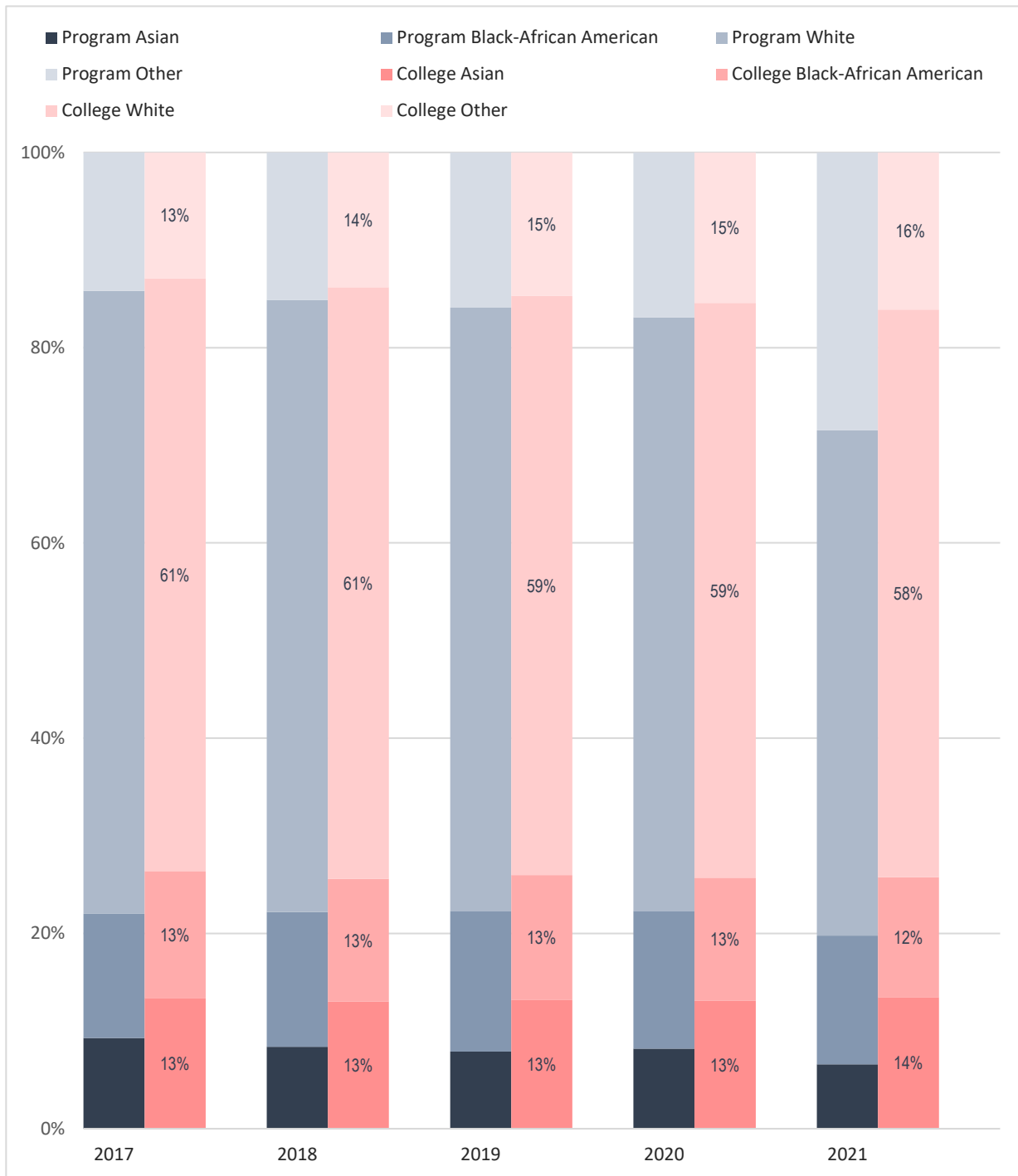


Ethnicity Distribution of Enrolled Associate of Arts Majors, Compared to Collin College's Overall Student Ethnicity Distribution



Note: Values rounded to the nearest percentage point and may not sum to 100%.

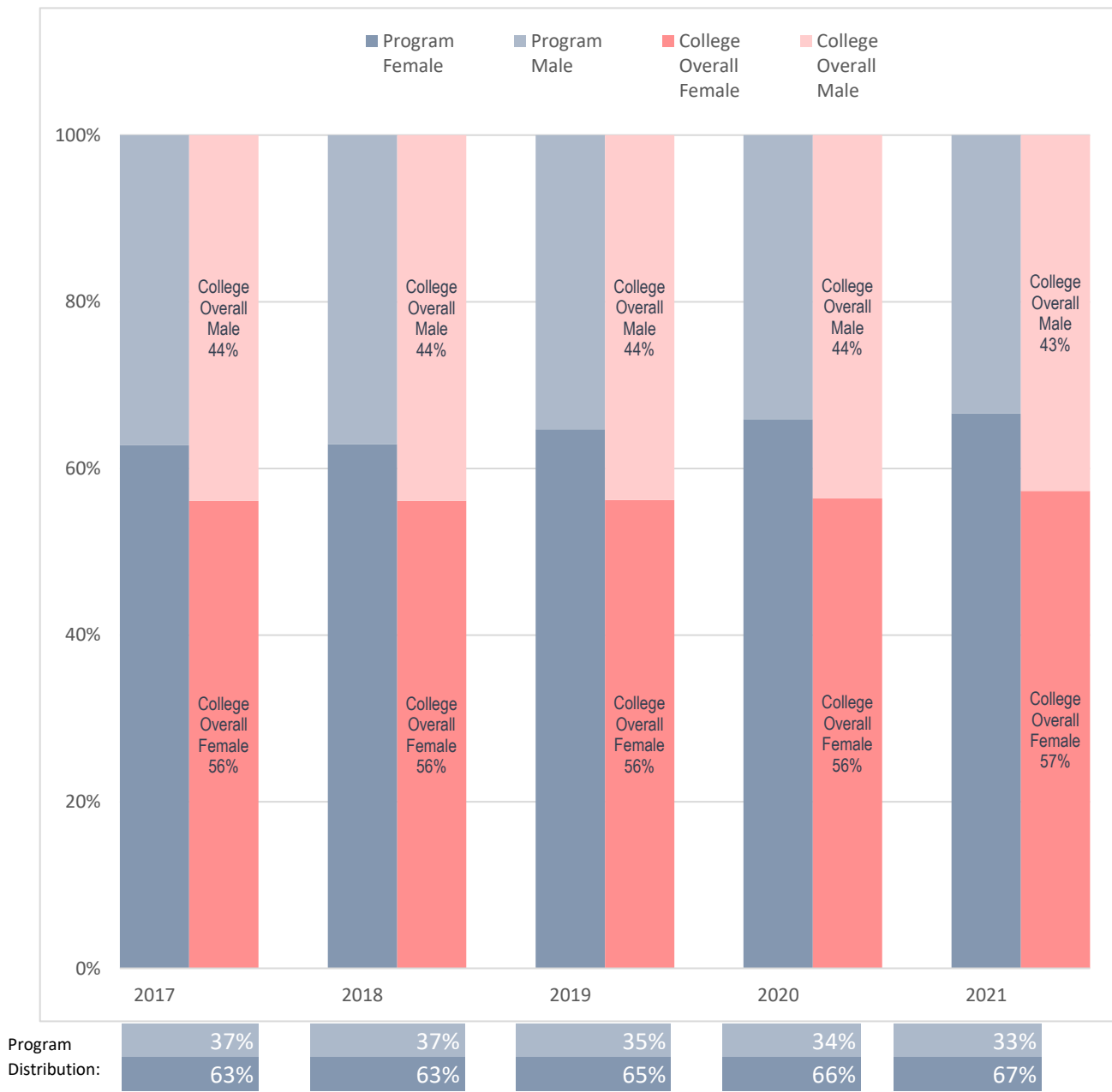
Racial Distribution of Enrolled Associate of Arts Majors, Compared to Collin College's Overall Student Racial Distribution



Program Distribution:	2017	2018	2019	2020	2021
Program White	64%	63%	62%	61%	52%
Program Black-African American	13%	14%	14%	14%	13%
Program Other	14%	15%	16%	17%	29%
Program Asian	9%	8%	8%	8%	7%

Note: Values rounded to the nearest percentage and may not sum to 100%. The category "Other" includes "American Indian - Alaska Native", "Multi-Race", "Native Hawaiian - Other Pacific Islander" and "Unknown."

Sex Distribution of Enrolled Associate of Arts Majors, Compared to Collin College's Overall Student Sex Distribution



Note: Values rounded to the nearest percentage point and may not sum to 100%.