

Electronic Engineering Technology

Collin County Community College District  
 Program Review 2021 - 2022  
 Grade Distributions Academic Year 2017 through 2021


CETT1407		Fundamentals of Electronics																		
Year	Enrollment	Grade Assigned							Grade Distribution							Completion Rate	Success Rate*	Course GPA**		
		A	B	C	D	P	F	W	A	B	C	D	P	F	W					
2017	-	-	-	-	-	-	-	-	-	-	-	-	-	-	-	-	-	-	-	-
2018	-	-	-	-	-	-	-	-	-	-	-	-	-	-	-	-	-	-	-	-
2019	11	4	5	1	0	0	1	0	36%	45%	9%	0%	0%	9%	0%	100%	91%	3.00		
2020	13	7	3	0	0	0	2	1	54%	23%	0%	0%	0%	15%	8%	92%	77%	2.85		
2021	36	21	8	3	0	0	2	2	58%	22%	8%	0%	0%	6%	6%	94%	89%	3.17		
Averages.....									53%	27%	7%	0%	0%	8%	5%	95%	87%	-		

Note: The program's course list is based on the 2020-2021 academic catalog. The data source is Collin College's ZogoTech Data System on 10/11/2021

\* Success Rate is calculated by dividing the counts of A, B, C and P by the counts of A, B, C, D, P, F and W, using the definition consistent with the National Community College Benchmark Project

\*\* Course GPA is calculated by multiplying the counts of A, B, C and D by 4, 3, 2 and 1, respectively. The results are summed and divided by the aggregated count of A, B, C, D, F and W

Sums of distributions may not equal 100 percent due to rounding



Electronic Engineering Technology

Collin County Community College District  
 Program Review 2021 - 2022  
 Grade Distributions Academic Year 2017 through 2021


CETT1409		DC-AC Circuits																			
Year	Enrollment	Grade Assigned							Grade Distribution							Completion Rate	Success Rate*	Course GPA**			
		A	B	C	D	P	F	W	A	B	C	D	P	F	W						
2017	-	-	-	-	-	-	-	-	-	-	-	-	-	-	-	-	-	-	-	-	-
2018	36	12	13	4	2	0	3	2	33%	36%	11%	6%	0%	8%	6%	94%	81%	2.69			
2019	-	-	-	-	-	-	-	-	-	-	-	-	-	-	-	-	-	-	-	-	
2020	9	4	3	0	1	0	1	0	44%	33%	0%	11%	0%	11%	0%	100%	78%	2.89			
2021	27	3	9	6	3	0	6	0	11%	33%	22%	11%	0%	22%	0%	100%	67%	2.00			
Averages.....									26%	35%	14%	8%	0%	14%	3%	97%	75%	-			

Note: The program's course list is based on the 2020-2021 academic catalog. The data source is Collin College's ZogoTech Data System on 10/11/2021

\* Success Rate is calculated by dividing the counts of A, B, C and P by the counts of A, B, C, D, P, F and W, using the definition consistent with the National Community College Benchmark Project

\*\* Course GPA is calculated by multiplying the counts of A, B, C and D by 4, 3, 2 and 1, respectively. The results are summed and divided by the aggregated count of A, B, C, D, F and W

Sums of distributions may not equal 100 percent due to rounding



Electronic Engineering Technology

**Collin County Community College District**  
**Program Review 2021 - 2022**  
*Grade Distributions Academic Year 2017 through 2021*


CETT1425		Digital Fundamentals																			
Year	Enrollment	Grade Assigned							Grade Distribution							Completion Rate	Success Rate*	Course GPA**			
		A	B	C	D	P	F	W	A	B	C	D	P	F	W						
2017	-	-	-	-	-	-	-	-	-	-	-	-	-	-	-	-	-	-	-	-	-
2018	-	-	-	-	-	-	-	-	-	-	-	-	-	-	-	-	-	-	-	-	-
2019	16	7	4	0	0	0	4	1	44%	25%	0%	0%	0%	25%	6%	94%	69%	2.50			
2020	15	5	2	1	1	0	4	2	33%	13%	7%	7%	0%	27%	13%	87%	53%	1.93			
2021	44	17	6	3	4	0	10	4	39%	14%	7%	9%	0%	23%	9%	91%	59%	2.18			
Averages.....									39%	16%	5%	7%	0%	24%	9%	91%	60%	-			

*Note: The program's course list is based on the 2020-2021 academic catalog. The data source is Collin College's ZogoTech Data System on 10/11/2021*

*\* Success Rate is calculated by dividing the counts of A, B, C and P by the counts of A, B, C, D, P, F and W, using the definition consistent with the National Community College Benchmark Project*

*\*\* Course GPA is calculated by multiplying the counts of A, B, C and D by 4, 3, 2 and 1, respectively. The results are summed and divided by the aggregated count of A, B, C, D, F and W*

*Sums of distributions may not equal 100 percent due to rounding*



Electronic Engineering Technology

Collin County Community College District  
 Program Review 2021 - 2022  
 Grade Distributions Academic Year 2017 through 2021


CETT1445		Microprocessor																			
Year	Enrollment	Grade Assigned							Grade Distribution							Completion Rate	Success Rate*	Course GPA**			
		A	B	C	D	P	F	W	A	B	C	D	P	F	W						
2017	-	-	-	-	-	-	-	-	-	-	-	-	-	-	-	-	-	-	-	-	-
2018	10	10	0	0	0	0	0	0	100%	0%	0%	0%	0%	0%	0%	0%	0%	100%	100%	4.00	
2019	10	10	0	0	0	0	0	0	100%	0%	0%	0%	0%	0%	0%	0%	0%	100%	100%	4.00	
2020	-	-	-	-	-	-	-	-	-	-	-	-	-	-	-	-	-	-	-	-	
2021	15	11	2	1	0	0	0	1	73%	13%	7%	0%	0%	0%	0%	7%	93%	93%	3.47		
Averages.....									89%	6%	3%	0%	0%	0%	0%	3%	97%	97%	-		

Note: The program's course list is based on the 2020-2021 academic catalog. The data source is Collin College's ZogoTech Data System on 10/11/2021

\* Success Rate is calculated by dividing the counts of A, B, C and P by the counts of A, B, C, D, P, F and W, using the definition consistent with the National Community College Benchmark Project

\*\* Course GPA is calculated by multiplying the counts of A, B, C and D by 4, 3, 2 and 1, respectively. The results are summed and divided by the aggregated count of A, B, C, D, F and W

Sums of distributions may not equal 100 percent due to rounding



Electronic Engineering Technology

Collin County Community College District  
 Program Review 2021 - 2022  
 Grade Distributions Academic Year 2017 through 2021


CETT1457		Linear Integrated Circuits																			
Year	Enrollment	Grade Assigned							Grade Distribution							Completion Rate	Success Rate*	Course GPA**			
		A	B	C	D	P	F	W	A	B	C	D	P	F	W						
2017	-	-	-	-	-	-	-	-	-	-	-	-	-	-	-	-	-	-	-	-	-
2018	11	7	2	1	0	0	1	0	64%	18%	9%	0%	0%	9%	0%	100%	91%	3.27			
2019	10	10	0	0	0	0	0	0	100%	0%	0%	0%	0%	0%	0%	100%	100%	4.00			
2020	-	-	-	-	-	-	-	-	-	-	-	-	-	-	-	-	-	-			
2021	3	3	0	0	0	0	0	0	100%	0%	0%	0%	0%	0%	0%	100%	100%	4.00			
Averages.....									83%	8%	4%	0%	0%	4%	0%	100%	96%	-			

Note: The program's course list is based on the 2020-2021 academic catalog. The data source is Collin College's ZogoTech Data System on 10/11/2021

\* Success Rate is calculated by dividing the counts of A, B, C and P by the counts of A, B, C, D, P, F and W, using the definition consistent with the National Community College Benchmark Project

\*\* Course GPA is calculated by multiplying the counts of A, B, C and D by 4, 3, 2 and 1, respectively. The results are summed and divided by the aggregated count of A, B, C, D, F and W

Sums of distributions may not equal 100 percent due to rounding




Electronic Engineering Technology

Collin County Community College District  
 Program Review 2021 - 2022  
 Grade Distributions Academic Year 2017 through 2021

CETT2471		Emerging Topics Engineer Tech																			
Year	Enrollment	Grade Assigned							Grade Distribution							Completion Rate	Success Rate*	Course GPA**			
		A	B	C	D	P	F	W	A	B	C	D	P	F	W						
2017	-	-	-	-	-	-	-	-	-	-	-	-	-	-	-	-	-	-	-	-	-
2018	-	-	-	-	-	-	-	-	-	-	-	-	-	-	-	-	-	-	-	-	-
2019	12	5	5	2	0	0	0	0	42%	42%	17%	0%	0%	0%	0%	0%	100%	100%	3.25		
2020	7	4	2	1	0	0	0	0	57%	29%	14%	0%	0%	0%	0%	0%	100%	100%	3.43		
2021	4	4	0	0	0	0	0	0	100%	0%	0%	0%	0%	0%	0%	0%	100%	100%	4.00		
Averages.....									57%	30%	13%	0%	0%	0%	0%	0%	100%	100%	-		

Note: The program's course list is based on the 2020-2021 academic catalog. The data source is Collin College's ZogoTech Data System on 10/11/2021  
 \* Success Rate is calculated by dividing the counts of A, B, C and P by the counts of A, B, C, D, P, F and W, using the definition consistent with the National Community College Benchmark Project  
 \*\* Course GPA is calculated by multiplying the counts of A, B, C and D by 4, 3, 2 and 1, respectively. The results are summed and divided by the aggregated count of A, B, C, D, F and W  
 Sums of distributions may not equal 100 percent due to rounding



Electronic Engineering Technology

**Collin County Community College District**  
**Program Review 2021 - 2022**  
*Grade Distributions Academic Year 2017 through 2021*


DFTG1372		SOLIDWORKS Essentials																
Year	Enrollment	Grade Assigned							Grade Distribution							Completion Rate	Success Rate*	Course GPA**
		A	B	C	D	P	F	W	A	B	C	D	P	F	W			
2017	19	13	3	1	0	0	0	2	68%	16%	5%	0%	0%	0%	11%	89%	90%	3.32
2018	44	43	1	0	0	0	0	0	98%	2%	0%	0%	0%	0%	0%	100%	100%	3.98
2019	39	23	8	6	0	0	1	1	59%	21%	15%	0%	0%	3%	3%	97%	95%	3.28
2020	22	10	4	1	0	0	5	2	45%	18%	5%	0%	0%	23%	9%	91%	68%	2.45
2021	54	31	11	7	0	0	2	3	57%	20%	13%	0%	0%	4%	6%	94%	91%	3.17
Averages.....									67%	15%	8%	0%	0%	4%	4%	96%	91%	-

*Note: The program's course list is based on the 2020-2021 academic catalog. The data source is Collin College's ZogoTech Data System on 10/11/2021*

*\* Success Rate is calculated by dividing the counts of A, B, C and P by the counts of A, B, C, D, P, F and W, using the definition consistent with the National Community College Benchmark Project*

*\*\* Course GPA is calculated by multiplying the counts of A, B, C and D by 4, 3, 2 and 1, respectively. The results are summed and divided by the aggregated count of A, B, C, D, F and W*

*Sums of distributions may not equal 100 percent due to rounding*




Electronic Engineering Technology

Collin County Community College District  
 Program Review 2021 - 2022  
 Grade Distributions Academic Year 2017 through 2021

EECT2380		Coop ElecEltrn Com En TechTech																			
Year	Enrollment	Grade Assigned							Grade Distribution							Completion Rate	Success Rate*	Course GPA**			
		A	B	C	D	P	F	W	A	B	C	D	P	F	W						
2017	-	-	-	-	-	-	-	-	-	-	-	-	-	-	-	-	-	-	-	-	-
2018	2	2	0	0	0	0	0	0	100%	0%	0%	0%	0%	0%	0%	0%	0%	100%	100%	4.00	
2019	1	1	0	0	0	0	0	0	100%	0%	0%	0%	0%	0%	0%	0%	0%	100%	100%	4.00	
2020	-	-	-	-	-	-	-	-	-	-	-	-	-	-	-	-	-	-	-	-	
2021	-	-	-	-	-	-	-	-	-	-	-	-	-	-	-	-	-	-	-	-	
Averages.....									100%	0%	0%	0%	0%	0%	0%	0%	0%	100%	100%	-	

Note: The program's course list is based on the 2020-2021 academic catalog. The data source is Collin College's ZogoTech Data System on 10/11/2021  
 \* Success Rate is calculated by dividing the counts of A, B, C and P by the counts of A, B, C, D, P, F and W, using the definition consistent with the National Community College Benchmark Project  
 \*\* Course GPA is calculated by multiplying the counts of A, B, C and D by 4, 3, 2 and 1, respectively. The results are summed and divided by the aggregated count of A, B, C, D, F and W  
 Sums of distributions may not equal 100 percent due to rounding





Electronic Engineering Technology

Collin County Community College District  
 Program Review 2021 - 2022  
 Grade Distributions Academic Year 2017 through 2021


EECT2439		Communications Circuits																			
Year	Enrollment	Grade Assigned							Grade Distribution							Completion Rate	Success Rate*	Course GPA**			
		A	B	C	D	P	F	W	A	B	C	D	P	F	W						
2017	-	-	-	-	-	-	-	-	-	-	-	-	-	-	-	-	-	-	-	-	-
2018	6	5	1	0	0	0	0	0	83%	17%	0%	0%	0%	0%	0%	0%	0%	100%	100%	3.83	
2019	6	1	2	2	1	0	0	0	17%	33%	33%	17%	0%	0%	0%	0%	0%	100%	83%	2.50	
2020	6	3	3	0	0	0	0	0	50%	50%	0%	0%	0%	0%	0%	0%	0%	100%	100%	3.50	
2021	3	3	0	0	0	0	0	0	100%	0%	0%	0%	0%	0%	0%	0%	0%	100%	100%	4.00	
Averages.....									57%	29%	10%	5%	0%	0%	0%	0%	0%	100%	95%	-	

Note: The program's course list is based on the 2020-2021 academic catalog. The data source is Collin College's ZogoTech Data System on 10/11/2021

\* Success Rate is calculated by dividing the counts of A, B, C and P by the counts of A, B, C, D, P, F and W, using the definition consistent with the National Community College Benchmark Project

\*\* Course GPA is calculated by multiplying the counts of A, B, C and D by 4, 3, 2 and 1, respectively. The results are summed and divided by the aggregated count of A, B, C, D, F and W

Sums of distributions may not equal 100 percent due to rounding



Electronic Engineering Technology

**Collin County Community College District**  
**Program Review 2021 - 2022**  
*Grade Distributions Academic Year 2017 through 2021*


INTC1307		Instrumentation Test Equipment																			
Year	Enrollment	Grade Assigned							Grade Distribution							Completion Rate	Success Rate*	Course GPA**			
		A	B	C	D	P	F	W	A	B	C	D	P	F	W						
2017	-	-	-	-	-	-	-	-	-	-	-	-	-	-	-	-	-	-	-	-	-
2018	-	-	-	-	-	-	-	-	-	-	-	-	-	-	-	-	-	-	-	-	-
2019	13	12	1	0	0	0	0	0	92%	8%	0%	0%	0%	0%	0%	0%	0%	100%	100%	3.92	
2020	8	8	0	0	0	0	0	0	100%	0%	0%	0%	0%	0%	0%	0%	0%	100%	100%	4.00	
2021	4	4	0	0	0	0	0	0	100%	0%	0%	0%	0%	0%	0%	0%	0%	100%	100%	4.00	
Averages.....									96%	4%	0%	0%	0%	0%	0%	0%	0%	100%	100%	-	

*Note: The program's course list is based on the 2020-2021 academic catalog. The data source is Collin College's ZogoTech Data System on 10/11/2021*

*\* Success Rate is calculated by dividing the counts of A, B, C and P by the counts of A, B, C, D, P, F and W, using the definition consistent with the National Community College Benchmark Project*

*\*\* Course GPA is calculated by multiplying the counts of A, B, C and D by 4, 3, 2 and 1, respectively. The results are summed and divided by the aggregated count of A, B, C, D, F and W*

*Sums of distributions may not equal 100 percent due to rounding*




Electronic Engineering Technology

Collin County Community College District  
 Program Review 2021 - 2022  
 Grade Distributions Academic Year 2017 through 2021

RBTC1405		Robotic Fundamentals																			
Year	Enrollment	Grade Assigned								Grade Distribution							Completion Rate	Success Rate*	Course GPA**		
		A	B	C	D	P	F	W	A	B	C	D	P	F	W						
2017	-	-	-	-	-	-	-	-	-	-	-	-	-	-	-	-	-	-	-	-	-
2018	15	2	2	2	3	0	3	3	13%	13%	13%	20%	0%	20%	20%	80%	40%	1.40			
2019	14	7	3	3	1	0	0	0	50%	21%	21%	7%	0%	0%	0%	100%	93%	3.14			
2020	18	8	5	1	1	0	3	0	44%	28%	6%	6%	0%	17%	0%	100%	78%	2.78			
2021	18	3	8	4	0	0	1	2	17%	44%	22%	0%	0%	6%	11%	89%	83%	2.44			
Averages.....									31%	28%	15%	8%	0%	11%	8%	92%	74%	-			

Note: The program's course list is based on the 2020-2021 academic catalog. The data source is Collin College's ZogoTech Data System on 10/11/2021  
 \* Success Rate is calculated by dividing the counts of A, B, C and P by the counts of A, B, C, D, P, F and W, using the definition consistent with the National Community College Benchmark Project  
 \*\* Course GPA is calculated by multiplying the counts of A, B, C and D by 4, 3, 2 and 1, respectively. The results are summed and divided by the aggregated count of A, B, C, D, F and W  
 Sums of distributions may not equal 100 percent due to rounding




Electronic Engineering Technology

Collin County Community College District  
 Program Review 2021 - 2022  
 Grade Distributions Academic Year 2017 through 2021

RBTC2345		Robot Application Set-up Test																			
Year	Enrollment	Grade Assigned							Grade Distribution							Completion Rate	Success Rate*	Course GPA**			
		A	B	C	D	P	F	W	A	B	C	D	P	F	W						
2017	-	-	-	-	-	-	-	-	-	-	-	-	-	-	-	-	-	-	-	-	-
2018	7	6	0	0	0	0	0	0	1	86%	0%	0%	0%	0%	0%	0%	14%	86%	86%	3.43	
2019	7	5	2	0	0	0	0	0	0	71%	29%	0%	0%	0%	0%	0%	0%	100%	100%	3.71	
2020	6	4	1	1	0	0	0	0	0	67%	17%	17%	0%	0%	0%	0%	0%	100%	100%	3.50	
2021	5	5	0	0	0	0	0	0	0	100%	0%	0%	0%	0%	0%	0%	0%	100%	100%	4.00	
Averages.....										80%	12%	4%	0%	0%	0%	0%	4%	96%	96%	-	

Note: The program's course list is based on the 2020-2021 academic catalog. The data source is Collin College's ZogoTech Data System on 10/11/2021  
 \* Success Rate is calculated by dividing the counts of A, B, C and P by the counts of A, B, C, D, P, F and W, using the definition consistent with the National Community College Benchmark Project  
 \*\* Course GPA is calculated by multiplying the counts of A, B, C and D by 4, 3, 2 and 1, respectively. The results are summed and divided by the aggregated count of A, B, C, D, F and W  
 Sums of distributions may not equal 100 percent due to rounding




Electronic Engineering Technology

Collin County Community College District  
 Program Review 2021 - 2022  
 Grade Distributions Academic Year 2017 through 2021

SUAS1371		Smll Unmnd Arl Sytms (Drones)																	
Year	Enrollment	Grade Assigned							Grade Distribution							Completion Rate	Success Rate*	Course GPA**	
		A	B	C	D	P	F	W	A	B	C	D	P	F	W				
2017	-	-	-	-	-	-	-	-	-	-	-	-	-	-	-	-	-	-	-
2018	-	-	-	-	-	-	-	-	-	-	-	-	-	-	-	-	-	-	-
2019	-	-	-	-	-	-	-	-	-	-	-	-	-	-	-	-	-	-	-
2020	-	-	-	-	-	-	-	-	-	-	-	-	-	-	-	-	-	-	-
2021	-	-	-	-	-	-	-	-	-	-	-	-	-	-	-	-	-	-	-
Averages.....		-	-	-	-	-	-	-	-	-	-	-	-	-	-	-	-	-	-

Note: The program's course list is based on the 2020-2021 academic catalog. The data source is Collin College's ZogoTech Data System on 10/11/2021  
 \* Success Rate is calculated by dividing the counts of A, B, C and P by the counts of A, B, C, D, P, F and W, using the definition consistent with the National Community College Benchmark Project  
 \*\* Course GPA is calculated by multiplying the counts of A, B, C and D by 4, 3, 2 and 1, respectively. The results are summed and divided by the aggregated count of A, B, C, D, F and W  
 Sums of distributions may not equal 100 percent due to rounding



Electronic Engineering Technology

Collin County Community College District  
 Program Review 2021 - 2022  
 Grade Distributions Academic Year 2017 through 2021

TECM1343		Tech Algebra and Trigonometry																			
Year	Enrollment	Grade Assigned								Grade Distribution							Completion Rate	Success Rate*	Course GPA**		
		A	B	C	D	P	F	W	A	B	C	D	P	F	W						
2017	-	-	-	-	-	-	-	-	-	-	-	-	-	-	-	-	-	-	-	-	-
2018	-	-	-	-	-	-	-	-	-	-	-	-	-	-	-	-	-	-	-	-	-
2019	9	1	1	3	2	0	2	0	11%	11%	33%	22%	0%	22%	0%	100%	56%	1.67			
2020	17	3	2	2	2	0	7	1	18%	12%	12%	12%	0%	41%	6%	94%	41%	1.41			
2021	45	9	13	6	3	0	12	2	20%	29%	13%	7%	0%	27%	4%	96%	62%	2.00			
Averages.....									18%	23%	15%	10%	0%	30%	4%	96%	56%	-			

Note: The program's course list is based on the 2020-2021 academic catalog. The data source is Collin College's ZogoTech Data System on 10/11/2021  
 \* Success Rate is calculated by dividing the counts of A, B, C and P by the counts of A, B, C, D, P, F and W, using the definition consistent with the National Community College Benchmark Project  
 \*\* Course GPA is calculated by multiplying the counts of A, B, C and D by 4, 3, 2 and 1, respectively. The results are summed and divided by the aggregated count of A, B, C, D, F and W  
 Sums of distributions may not equal 100 percent due to rounding