

Information Systems Cybersecurity

Collin County Community College District
Program Review 2021 - 2022
Grade Distributions Academic Year 2017 through 2021


CPMT1305		IT Essentials I: PC Hrdwr Softw																
Year	Enrollment	Grade Assigned							Grade Distribution							Completion Rate	Success Rate*	Course GPA**
		A	B	C	D	P	F	W	A	B	C	D	P	F	W			
2017	139	69	35	10	2	0	15	8	50%	25%	7%	1%	0%	11%	6%	94%	82%	2.90
2018	137	87	26	9	2	0	9	4	64%	19%	7%	1%	0%	7%	3%	97%	89%	3.26
2019	179	107	38	8	2	0	19	5	60%	21%	4%	1%	0%	11%	3%	97%	86%	3.13
2020	272	180	50	9	4	0	18	11	66%	18%	3%	1%	0%	7%	4%	96%	88%	3.28
2021	557	243	145	63	11	0	72	23	44%	26%	11%	2%	0%	13%	4%	96%	81%	2.77
Averages.....									53%	23%	8%	2%	0%	10%	4%	96%	84%	-

Note: The program's course list is based on the 2020-2021 academic catalog. The data source is Collin College's ZogoTech Data System on 10/11/2021.

** Success Rate is calculated by dividing the counts of A, B, C and P by the counts of A, B, C, D, P, F and W, using the definition consistent with the National Community College Benchmark Project.*

*** Course GPA is calculated by multiplying the counts of A, B, C and D by 4, 3, 2 and 1, respectively. The results are summed and divided by the aggregated count of A, B, C, D, F and W.*

Sums of distributions may not equal 100 percent due to rounding.



Information Systems Cybersecurity

Collin County Community College District
Program Review 2021 - 2022
Grade Distributions Academic Year 2017 through 2021


ITCC1314		CCNA 1: Intro to Networks																			
Year	Enrollment	Grade Assigned							Grade Distribution							Completion Rate	Success Rate*	Course GPA**			
		A	B	C	D	P	F	W	A	B	C	D	P	F	W						
2017	-	-	-	-	-	-	-	-	-	-	-	-	-	-	-	-	-	-	-	-	-
2018	214	59	45	35	12	0	41	22	28%	21%	16%	6%	0%	19%	10%	90%	65%	2.12			
2019	226	56	68	32	14	0	39	17	25%	30%	14%	6%	0%	17%	8%	92%	69%	2.24			
2020	267	111	68	27	8	0	30	23	42%	25%	10%	3%	0%	11%	9%	91%	77%	2.66			
2021	234	79	65	38	9	0	28	15	34%	28%	16%	4%	0%	12%	6%	94%	78%	2.55			
Averages.....									32%	26%	14%	5%	0%	15%	8%	92%	73%	-			

Note: The program's course list is based on the 2020-2021 academic catalog. The data source is Collin College's ZogoTech Data System on 10/11/2021.

** Success Rate is calculated by dividing the counts of A, B, C and P by the counts of A, B, C, D, P, F and W, using the definition consistent with the National Community College Benchmark Project.*

*** Course GPA is calculated by multiplying the counts of A, B, C and D by 4, 3, 2 and 1, respectively. The results are summed and divided by the aggregated count of A, B, C, D, F and W.*

Sums of distributions may not equal 100 percent due to rounding.



Collin County Community College District
Program Review 2021 - 2022
Grade Distributions Academic Year 2017 through 2021


ITCC1340		CCNA 2: Route Switch Essentials																			
Year	Enrollment	Grade Assigned							Grade Distribution							Completion Rate	Success Rate*	Course GPA**			
		A	B	C	D	P	F	W	A	B	C	D	P	F	W						
2017	-	-	-	-	-	-	-	-	-	-	-	-	-	-	-	-	-	-	-	-	-
2018	141	45	50	25	5	0	13	3	32%	35%	18%	4%	0%	9%	2%	98%	85%	2.73			
2019	125	40	29	20	5	0	23	8	32%	23%	16%	4%	0%	18%	6%	94%	71%	2.34			
2020	169	69	48	13	5	0	20	14	41%	28%	8%	3%	0%	12%	8%	92%	77%	2.67			
2021	61	19	10	10	4	0	10	8	31%	16%	16%	7%	0%	16%	13%	87%	64%	2.13			
Averages.....									35%	28%	14%	4%	0%	13%	7%	93%	76%	-			

Note: The program's course list is based on the 2020-2021 academic catalog. The data source is Collin College's ZogoTech Data System on 10/11/2021.

** Success Rate is calculated by dividing the counts of A, B, C and P by the counts of A, B, C, D, P, F and W, using the definition consistent with the National Community College Benchmark Project.*

*** Course GPA is calculated by multiplying the counts of A, B, C and D by 4, 3, 2 and 1, respectively. The results are summed and divided by the aggregated count of A, B, C, D, F and W.*

Sums of distributions may not equal 100 percent due to rounding.



Collin County Community College District
Program Review 2021 - 2022
Grade Distributions Academic Year 2017 through 2021


ITCC1344		CCNA 2 Switch Rout Wirelss Ess																	
Year	Enrollment	Grade Assigned							Grade Distribution							Completion Rate	Success Rate*	Course GPA**	
		A	B	C	D	P	F	W	A	B	C	D	P	F	W				
2017	-	-	-	-	-	-	-	-	-	-	-	-	-	-	-	-	-	-	-
2018	-	-	-	-	-	-	-	-	-	-	-	-	-	-	-	-	-	-	-
2019	-	-	-	-	-	-	-	-	-	-	-	-	-	-	-	-	-	-	-
2020	-	-	-	-	-	-	-	-	-	-	-	-	-	-	-	-	-	-	-
2021	91	41	21	14	2	0	5	8	45%	23%	15%	2%	0%	5%	9%	91%	84%	2.82	
Averages.....									45%	23%	15%	2%	0%	5%	9%	91%	84%	-	

Note: The program's course list is based on the 2020-2021 academic catalog. The data source is Collin College's ZogoTech Data System on 10/11/2021.

* Success Rate is calculated by dividing the counts of A, B, C and P by the counts of A, B, C, D, P, F and W, using the definition consistent with the National Community College Benchmark Project.

** Course GPA is calculated by multiplying the counts of A, B, C and D by 4, 3, 2 and 1, respectively. The results are summed and divided by the aggregated count of A, B, C, D, F and W.

Sums of distributions may not equal 100 percent due to rounding.



Collin County Community College District
 Program Review 2021 - 2022
 Grade Distributions Academic Year 2017 through 2021


ITCC2312		CCNA 3: Scaling Networks																		
Year	Enrollment	Grade Assigned							Grade Distribution							Completion Rate	Success Rate*	Course GPA**		
		A	B	C	D	P	F	W	A	B	C	D	P	F	W					
2017	-	-	-	-	-	-	-	-	-	-	-	-	-	-	-	-	-	-	-	-
2018	77	35	21	16	2	0	1	2	45%	27%	21%	3%	0%	1%	3%	97%	94%	3.08		
2019	71	33	24	4	3	0	4	3	46%	34%	6%	4%	0%	6%	4%	96%	86%	3.03		
2020	55	33	11	5	1	0	3	2	60%	20%	9%	2%	0%	5%	4%	96%	89%	3.20		
2021	9	4	3	1	0	0	1	0	44%	33%	11%	0%	0%	11%	0%	100%	89%	3.00		
Averages.....									50%	28%	12%	3%	0%	4%	3%	97%	90%	-		

Note: The program's course list is based on the 2020-2021 academic catalog. The data source is Collin College's ZogoTech Data System on 10/11/2021.

* Success Rate is calculated by dividing the counts of A, B, C and P by the counts of A, B, C, D, P, F and W, using the definition consistent with the National Community College Benchmark Project.

** Course GPA is calculated by multiplying the counts of A, B, C and D by 4, 3, 2 and 1, respectively. The results are summed and divided by the aggregated count of A, B, C, D, F and W.

Sums of distributions may not equal 100 percent due to rounding.



Collin County Community College District
Program Review 2021 - 2022
Grade Distributions Academic Year 2017 through 2021


ITCC2313		CCNA 4: Connecting Networks																			
Year	Enrollment	Grade Assigned							Grade Distribution							Completion Rate	Success Rate*	Course GPA**			
		A	B	C	D	P	F	W	A	B	C	D	P	F	W						
2017	-	-	-	-	-	-	-	-	-	-	-	-	-	-	-	-	-	-	-	-	-
2018	61	24	21	10	1	0	5	0	39%	34%	16%	2%	0%	8%	0%	100%	90%	2.95			
2019	61	29	17	9	1	0	4	1	48%	28%	15%	2%	0%	7%	2%	98%	90%	3.05			
2020	37	23	9	2	0	0	1	2	62%	24%	5%	0%	0%	3%	5%	95%	92%	3.32			
2021	-	-	-	-	-	-	-	-	-	-	-	-	-	-	-	-	-	-			
Averages.....									48%	30%	13%	1%	0%	6%	2%	98%	91%	-			

Note: The program's course list is based on the 2020-2021 academic catalog. The data source is Collin College's ZogoTech Data System on 10/11/2021.

** Success Rate is calculated by dividing the counts of A, B, C and P by the counts of A, B, C, D, P, F and W, using the definition consistent with the National Community College Benchmark Project.*

*** Course GPA is calculated by multiplying the counts of A, B, C and D by 4, 3, 2 and 1, respectively. The results are summed and divided by the aggregated count of A, B, C, D, F and W.*

Sums of distributions may not equal 100 percent due to rounding.



Collin County Community College District
 Program Review 2021 - 2022
 Grade Distributions Academic Year 2017 through 2021


ITCC2320		CCNA 3 Entprs Ntwk Secrty Auto																			
Year	Enrollment	Grade Assigned							Grade Distribution							Completion Rate	Success Rate*	Course GPA**			
		A	B	C	D	P	F	W	A	B	C	D	P	F	W						
2017	-	-	-	-	-	-	-	-	-	-	-	-	-	-	-	-	-	-	-	-	-
2018	-	-	-	-	-	-	-	-	-	-	-	-	-	-	-	-	-	-	-	-	-
2019	-	-	-	-	-	-	-	-	-	-	-	-	-	-	-	-	-	-	-	-	-
2020	-	-	-	-	-	-	-	-	-	-	-	-	-	-	-	-	-	-	-	-	-
2021	22	15	6	1	0	0	0	0	68%	27%	5%	0%	0%	0%	0%	0%	0%	100%	100%	3.64	
Averages.....									68%	27%	5%	0%	0%	0%	0%	0%	0%	100%	100%	-	

Note: The program's course list is based on the 2020-2021 academic catalog. The data source is Collin College's ZogoTech Data System on 10/11/2021.

* Success Rate is calculated by dividing the counts of A, B, C and P by the counts of A, B, C, D, P, F and W, using the definition consistent with the National Community College Benchmark Project.

** Course GPA is calculated by multiplying the counts of A, B, C and D by 4, 3, 2 and 1, respectively. The results are summed and divided by the aggregated count of A, B, C, D, F and W.

Sums of distributions may not equal 100 percent due to rounding.



Collin County Community College District
 Program Review 2021 - 2022
 Grade Distributions Academic Year 2017 through 2021


ITCC2341		CCNA Security																		
Year	Enrollment	Grade Assigned							Grade Distribution							Completion Rate	Success Rate*	Course GPA**		
		A	B	C	D	P	F	W	A	B	C	D	P	F	W					
2017	-	-	-	-	-	-	-	-	-	-	-	-	-	-	-	-	-	-	-	-
2018	32	13	7	7	0	0	3	2	41%	22%	22%	0%	0%	9%	6%	94%	84%	2.72		
2019	35	7	9	7	0	0	9	3	20%	26%	20%	0%	0%	26%	9%	91%	66%	1.97		
2020	11	3	2	0	3	0	3	0	27%	18%	0%	27%	0%	27%	0%	100%	46%	1.91		
2021	-	-	-	-	-	-	-	-	-	-	-	-	-	-	-	-	-	-		
Averages.....									29%	23%	18%	4%	0%	19%	6%	94%	71%	-		

Note: The program's course list is based on the 2020-2021 academic catalog. The data source is Collin College's ZogoTech Data System on 10/11/2021.

* Success Rate is calculated by dividing the counts of A, B, C and P by the counts of A, B, C, D, P, F and W, using the definition consistent with the National Community College Benchmark Project.

** Course GPA is calculated by multiplying the counts of A, B, C and D by 4, 3, 2 and 1, respectively. The results are summed and divided by the aggregated count of A, B, C, D, F and W.

Sums of distributions may not equal 100 percent due to rounding.



Information Systems Cybersecurity

Collin County Community College District
Program Review 2021 - 2022
Grade Distributions Academic Year 2017 through 2021


ITCC2354		CCNP R&S ROUTE																		
Year	Enrollment	Grade Assigned							Grade Distribution							Completion Rate	Success Rate*	Course GPA**		
		A	B	C	D	P	F	W	A	B	C	D	P	F	W					
2017	-	-	-	-	-	-	-	-	-	-	-	-	-	-	-	-	-	-	-	-
2018	12	6	5	0	0	0	1	0	50%	42%	0%	0%	0%	8%	0%	100%	92%	3.25		
2019	21	3	3	2	2	0	10	1	14%	14%	10%	10%	0%	48%	5%	95%	38%	1.29		
2020	5	2	0	1	0	0	0	2	40%	0%	20%	0%	0%	0%	40%	60%	60%	2.00		
2021	-	-	-	-	-	-	-	-	-	-	-	-	-	-	-	-	-	-		
Averages.....									29%	21%	8%	5%	0%	29%	8%	92%	58%	-		

Note: The program's course list is based on the 2020-2021 academic catalog. The data source is Collin College's ZogoTech Data System on 10/11/2021.

** Success Rate is calculated by dividing the counts of A, B, C and P by the counts of A, B, C, D, P, F and W, using the definition consistent with the National Community College Benchmark Project.*

*** Course GPA is calculated by multiplying the counts of A, B, C and D by 4, 3, 2 and 1, respectively. The results are summed and divided by the aggregated count of A, B, C, D, F and W.*

Sums of distributions may not equal 100 percent due to rounding.



Information Systems Cybersecurity

Collin County Community College District
Program Review 2021 - 2022
Grade Distributions Academic Year 2017 through 2021


ITCC2355		CCNP R&S SWITCH																			
Year	Enrollment	Grade Assigned							Grade Distribution							Completion Rate	Success Rate*	Course GPA**			
		A	B	C	D	P	F	W	A	B	C	D	P	F	W						
2017	-	-	-	-	-	-	-	-	-	-	-	-	-	-	-	-	-	-	-	-	-
2018	14	5	5	1	1	0	2	0	36%	36%	7%	7%	0%	14%	0%	100%	79%	2.71			
2019	16	3	1	1	3	0	7	1	19%	6%	6%	19%	0%	44%	6%	94%	31%	1.25			
2020	4	1	2	0	0	0	0	1	25%	50%	0%	0%	0%	0%	25%	75%	75%	2.50			
2021	-	-	-	-	-	-	-	-	-	-	-	-	-	-	-	-	-	-	-		
Averages.....									26%	24%	6%	12%	0%	26%	6%	94%	56%	-			

Note: The program's course list is based on the 2020-2021 academic catalog. The data source is Collin College's ZogoTech Data System on 10/11/2021.

** Success Rate is calculated by dividing the counts of A, B, C and P by the counts of A, B, C, D, P, F and W, using the definition consistent with the National Community College Benchmark Project.*

*** Course GPA is calculated by multiplying the counts of A, B, C and D by 4, 3, 2 and 1, respectively. The results are summed and divided by the aggregated count of A, B, C, D, F and W.*

Sums of distributions may not equal 100 percent due to rounding.



Information Systems Cybersecurity

Collin County Community College District
Program Review 2021 - 2022
Grade Distributions Academic Year 2017 through 2021


ITCC2356		CCNP R&S TSHOOT																			
Year	Enrollment	Grade Assigned							Grade Distribution							Completion Rate	Success Rate*	Course GPA**			
		A	B	C	D	P	F	W	A	B	C	D	P	F	W						
2017	-	-	-	-	-	-	-	-	-	-	-	-	-	-	-	-	-	-	-	-	-
2018	9	6	1	0	1	0	1	0	67%	11%	0%	11%	0%	11%	0%	100%	78%	3.11			
2019	6	0	0	4	0	0	2	0	0%	0%	67%	0%	0%	33%	0%	100%	67%	1.33			
2020	4	1	2	0	0	0	0	1	25%	50%	0%	0%	0%	0%	25%	75%	75%	2.50			
2021	-	-	-	-	-	-	-	-	-	-	-	-	-	-	-	-	-	-			
Averages.....									37%	16%	21%	5%	0%	16%	5%	95%	74%	-			

Note: The program's course list is based on the 2020-2021 academic catalog. The data source is Collin College's ZogoTech Data System on 10/11/2021.

** Success Rate is calculated by dividing the counts of A, B, C and P by the counts of A, B, C, D, P, F and W, using the definition consistent with the National Community College Benchmark Project.*

*** Course GPA is calculated by multiplying the counts of A, B, C and D by 4, 3, 2 and 1, respectively. The results are summed and divided by the aggregated count of A, B, C, D, F and W.*

Sums of distributions may not equal 100 percent due to rounding.



Information Systems Cybersecurity

Collin County Community College District
 Program Review 2021 - 2022
 Grade Distributions Academic Year 2017 through 2021


ITCC2377		Implemnt Entprs Ntwk Core Tech																			
Year	Enrollment	Grade Assigned							Grade Distribution							Completion Rate	Success Rate*	Course GPA**			
		A	B	C	D	P	F	W	A	B	C	D	P	F	W						
2017	-	-	-	-	-	-	-	-	-	-	-	-	-	-	-	-	-	-	-	-	-
2018	-	-	-	-	-	-	-	-	-	-	-	-	-	-	-	-	-	-	-	-	-
2019	-	-	-	-	-	-	-	-	-	-	-	-	-	-	-	-	-	-	-	-	-
2020	-	-	-	-	-	-	-	-	-	-	-	-	-	-	-	-	-	-	-	-	-
2021	12	4	2	0	2	0	3	1	33%	17%	0%	17%	0%	25%	8%	92%	50%	2.00			
Averages.....									33%	17%	0%	17%	0%	25%	8%	92%	50%	-			

Note: The program's course list is based on the 2020-2021 academic catalog. The data source is Collin College's ZogoTech Data System on 10/11/2021.

* Success Rate is calculated by dividing the counts of A, B, C and P by the counts of A, B, C, D, P, F and W, using the definition consistent with the National Community College Benchmark Project.

** Course GPA is calculated by multiplying the counts of A, B, C and D by 4, 3, 2 and 1, respectively. The results are summed and divided by the aggregated count of A, B, C, D, F and W.

Sums of distributions may not equal 100 percent due to rounding.



Information Systems Cybersecurity

Collin County Community College District
Program Review 2021 - 2022
Grade Distributions Academic Year 2017 through 2021


ITCC2379		Implemnt Entprs Adv Routg Serv																			
Year	Enrollment	Grade Assigned							Grade Distribution							Completion Rate	Success Rate*	Course GPA**			
		A	B	C	D	P	F	W	A	B	C	D	P	F	W						
2017	-	-	-	-	-	-	-	-	-	-	-	-	-	-	-	-	-	-	-	-	-
2018	-	-	-	-	-	-	-	-	-	-	-	-	-	-	-	-	-	-	-	-	-
2019	-	-	-	-	-	-	-	-	-	-	-	-	-	-	-	-	-	-	-	-	-
2020	-	-	-	-	-	-	-	-	-	-	-	-	-	-	-	-	-	-	-	-	-
2021	11	3	2	1	0	0	4	1	27%	18%	9%	0%	0%	36%	9%	91%	55%	1.82			
Averages.....									27%	18%	9%	0%	0%	36%	9%	91%	55%	-			

Note: The program's course list is based on the 2020-2021 academic catalog. The data source is Collin College's ZogoTech Data System on 10/11/2021.

** Success Rate is calculated by dividing the counts of A, B, C and P by the counts of A, B, C, D, P, F and W, using the definition consistent with the National Community College Benchmark Project.*

*** Course GPA is calculated by multiplying the counts of A, B, C and D by 4, 3, 2 and 1, respectively. The results are summed and divided by the aggregated count of A, B, C, D, F and W.*

Sums of distributions may not equal 100 percent due to rounding.



Collin County Community College District
 Program Review 2021 - 2022
 Grade Distributions Academic Year 2017 through 2021


ITMT1371		Config & Support MS Win 10																		
Year	Enrollment	Grade Assigned							Grade Distribution							Completion Rate	Success Rate*	Course GPA**		
		A	B	C	D	P	F	W	A	B	C	D	P	F	W					
2017	-	-	-	-	-	-	-	-	-	-	-	-	-	-	-	-	-	-	-	-
2018	71	43	14	2	1	0	9	2	61%	20%	3%	1%	0%	13%	3%	97%	83%	3.08		
2019	64	33	18	8	2	0	3	0	52%	28%	13%	3%	0%	5%	0%	100%	92%	3.19		
2020	75	32	20	11	3	0	5	4	43%	27%	15%	4%	0%	7%	5%	95%	84%	2.84		
2021	87	49	26	5	1	0	5	1	56%	30%	6%	1%	0%	6%	1%	99%	92%	3.28		
Averages.....									53%	26%	9%	2%	0%	7%	2%	98%	88%	-		

Note: The program's course list is based on the 2020-2021 academic catalog. The data source is Collin College's ZogoTech Data System on 10/11/2021.

* Success Rate is calculated by dividing the counts of A, B, C and P by the counts of A, B, C, D, P, F and W, using the definition consistent with the National Community College Benchmark Project.

** Course GPA is calculated by multiplying the counts of A, B, C and D by 4, 3, 2 and 1, respectively. The results are summed and divided by the aggregated count of A, B, C, D, F and W.

Sums of distributions may not equal 100 percent due to rounding.



Collin County Community College District
 Program Review 2021 - 2022
 Grade Distributions Academic Year 2017 through 2021


ITMT1372		Install Store Comp Win Ser 16																		
Year	Enrollment	Grade Assigned							Grade Distribution							Completion Rate	Success Rate*	Course GPA**		
		A	B	C	D	P	F	W	A	B	C	D	P	F	W					
2017	-	-	-	-	-	-	-	-	-	-	-	-	-	-	-	-	-	-	-	-
2018	73	28	18	8	0	0	5	14	38%	25%	11%	0%	0%	7%	19%	81%	74%	2.49		
2019	130	40	41	19	7	0	13	10	31%	32%	15%	5%	0%	10%	8%	92%	77%	2.52		
2020	139	48	51	15	4	0	9	12	35%	37%	11%	3%	0%	6%	9%	91%	82%	2.73		
2021	284	158	60	16	4	0	24	22	56%	21%	6%	1%	0%	8%	8%	92%	82%	2.99		
Averages.....									44%	27%	9%	2%	0%	8%	9%	91%	80%	-		

Note: The program's course list is based on the 2020-2021 academic catalog. The data source is Collin College's ZogoTech Data System on 10/11/2021.

* Success Rate is calculated by dividing the counts of A, B, C and P by the counts of A, B, C, D, P, F and W, using the definition consistent with the National Community College Benchmark Project.

** Course GPA is calculated by multiplying the counts of A, B, C and D by 4, 3, 2 and 1, respectively. The results are summed and divided by the aggregated count of A, B, C, D, F and W.

Sums of distributions may not equal 100 percent due to rounding.



Collin County Community College District
 Program Review 2021 - 2022
 Grade Distributions Academic Year 2017 through 2021


ITMT1373		Networking Windows Server 2016																		
Year	Enrollment	Grade Assigned							Grade Distribution							Completion Rate	Success Rate*	Course GPA**		
		A	B	C	D	P	F	W	A	B	C	D	P	F	W					
2017	-	-	-	-	-	-	-	-	-	-	-	-	-	-	-	-	-	-	-	-
2018	54	21	18	9	0	0	3	3	39%	33%	17%	0%	0%	6%	6%	94%	89%	2.89		
2019	69	26	22	9	0	0	5	7	38%	32%	13%	0%	0%	7%	10%	90%	83%	2.72		
2020	79	41	25	7	0	0	4	1	52%	32%	9%	0%	0%	5%	1%	97%	92%	3.24		
2021	175	79	62	23	3	0	6	2	45%	35%	13%	2%	0%	3%	1%	99%	94%	3.15		
Averages.....									44%	34%	13%	1%	0%	5%	3%	97%	91%	-		

Note: The program's course list is based on the 2020-2021 academic catalog. The data source is Collin College's ZogoTech Data System on 10/11/2021.

* Success Rate is calculated by dividing the counts of A, B, C and P by the counts of A, B, C, D, P, F and W, using the definition consistent with the National Community College Benchmark Project.

** Course GPA is calculated by multiplying the counts of A, B, C and D by 4, 3, 2 and 1, respectively. The results are summed and divided by the aggregated count of A, B, C, D, F and W.

Sums of distributions may not equal 100 percent due to rounding.



Collin County Community College District
 Program Review 2021 - 2022
 Grade Distributions Academic Year 2017 through 2021


ITMT1374		Identity Windows Server 2016																			
Year	Enrollment	Grade Assigned							Grade Distribution							Completion Rate	Success Rate*	Course GPA**			
		A	B	C	D	P	F	W	A	B	C	D	P	F	W						
2017	-	-	-	-	-	-	-	-	-	-	-	-	-	-	-	-	-	-	-	-	-
2018	-	-	-	-	-	-	-	-	-	-	-	-	-	-	-	-	-	-	-	-	-
2019	7	2	5	0	0	0	0	0	29%	71%	0%	0%	0%	0%	0%	0%	100%	100%	3.29		
2020	-	-	-	-	-	-	-	-	-	-	-	-	-	-	-	-	-	-	-	-	
2021	-	-	-	-	-	-	-	-	-	-	-	-	-	-	-	-	-	-	-	-	
Averages.....									29%	71%	0%	0%	0%	0%	0%	0%	100%	100%	-		

Note: The program's course list is based on the 2020-2021 academic catalog. The data source is Collin College's ZogoTech Data System on 10/11/2021.

* Success Rate is calculated by dividing the counts of A, B, C and P by the counts of A, B, C, D, P, F and W, using the definition consistent with the National Community College Benchmark Project.

** Course GPA is calculated by multiplying the counts of A, B, C and D by 4, 3, 2 and 1, respectively. The results are summed and divided by the aggregated count of A, B, C, D, F and W.

Sums of distributions may not equal 100 percent due to rounding.



Information Systems Cybersecurity

Collin County Community College District
 Program Review 2021 - 2022
 Grade Distributions Academic Year 2017 through 2021


ITMT2304		Implement Adv Serv Infrastruct																		
Year	Enrollment	Grade Assigned							Grade Distribution							Completion Rate	Success Rate*	Course GPA**		
		A	B	C	D	P	F	W	A	B	C	D	P	F	W					
2017	-	-	-	-	-	-	-	-	-	-	-	-	-	-	-	-	-	-	-	-
2018	-	-	-	-	-	-	-	-	-	-	-	-	-	-	-	-	-	-	-	-
2019	-	-	-	-	-	-	-	-	-	-	-	-	-	-	-	-	-	-	-	-
2020	-	-	-	-	-	-	-	-	-	-	-	-	-	-	-	-	-	-	-	-
2021	-	-	-	-	-	-	-	-	-	-	-	-	-	-	-	-	-	-	-	-
Averages.....		-	-	-	-	-	-	-	-	-	-	-	-	-	-	-	-	-	-	-

Note: The program's course list is based on the 2020-2021 academic catalog. The data source is Collin College's ZogoTech Data System on 10/11/2021.

* Success Rate is calculated by dividing the counts of A, B, C and P by the counts of A, B, C, D, P, F and W, using the definition consistent with the National Community College Benchmark Project.

** Course GPA is calculated by multiplying the counts of A, B, C and D by 4, 3, 2 and 1, respectively. The results are summed and divided by the aggregated count of A, B, C, D, F and W.

Sums of distributions may not equal 100 percent due to rounding.



Information Systems Cybersecurity

Collin County Community College District
 Program Review 2021 - 2022
 Grade Distributions Academic Year 2017 through 2021


ITMT2305		Design Implemnt Serv Infrstruc																		
Year	Enrollment	Grade Assigned							Grade Distribution							Completion Rate	Success Rate*	Course GPA**		
		A	B	C	D	P	F	W	A	B	C	D	P	F	W					
2017	-	-	-	-	-	-	-	-	-	-	-	-	-	-	-	-	-	-	-	-
2018	-	-	-	-	-	-	-	-	-	-	-	-	-	-	-	-	-	-	-	-
2019	-	-	-	-	-	-	-	-	-	-	-	-	-	-	-	-	-	-	-	-
2020	-	-	-	-	-	-	-	-	-	-	-	-	-	-	-	-	-	-	-	-
2021	-	-	-	-	-	-	-	-	-	-	-	-	-	-	-	-	-	-	-	-
Averages.....		-	-	-	-	-	-	-	-	-	-	-	-	-	-	-	-	-	-	-

Note: The program's course list is based on the 2020-2021 academic catalog. The data source is Collin College's ZogoTech Data System on 10/11/2021.

* Success Rate is calculated by dividing the counts of A, B, C and P by the counts of A, B, C, D, P, F and W, using the definition consistent with the National Community College Benchmark Project.

** Course GPA is calculated by multiplying the counts of A, B, C and D by 4, 3, 2 and 1, respectively. The results are summed and divided by the aggregated count of A, B, C, D, F and W.

Sums of distributions may not equal 100 percent due to rounding.



Collin County Community College District
 Program Review 2021 - 2022
 Grade Distributions Academic Year 2017 through 2021


ITNW1351		Fundamentals of Wireless LANs																		
Year	Enrollment	Grade Assigned							Grade Distribution							Completion Rate	Success Rate*	Course GPA**		
		A	B	C	D	P	F	W	A	B	C	D	P	F	W					
2017	-	-	-	-	-	-	-	-	-	-	-	-	-	-	-	-	-	-	-	-
2018	55	7	21	13	5	0	2	7	13%	38%	24%	9%	0%	4%	13%	87%	75%	2.22		
2019	64	10	24	18	4	0	6	2	16%	38%	28%	6%	0%	9%	3%	97%	81%	2.38		
2020	89	18	20	23	6	0	12	10	20%	22%	26%	7%	0%	13%	11%	89%	69%	2.07		
2021	88	24	30	16	6	0	5	7	27%	34%	18%	7%	0%	6%	8%	92%	80%	2.55		
Averages.....									20%	32%	24%	7%	0%	8%	9%	91%	76%	-		

Note: The program's course list is based on the 2020-2021 academic catalog. The data source is Collin College's ZogoTech Data System on 10/11/2021.

* Success Rate is calculated by dividing the counts of A, B, C and P by the counts of A, B, C, D, P, F and W, using the definition consistent with the National Community College Benchmark Project.

** Course GPA is calculated by multiplying the counts of A, B, C and D by 4, 3, 2 and 1, respectively. The results are summed and divided by the aggregated count of A, B, C, D, F and W.

Sums of distributions may not equal 100 percent due to rounding.



Information Systems Cybersecurity

Collin County Community College District
Program Review 2021 - 2022
Grade Distributions Academic Year 2017 through 2021


ITNW1358		Network+																
Year	Enrollment	Grade Assigned							Grade Distribution							Completion Rate	Success Rate*	Course GPA**
		A	B	C	D	P	F	W	A	B	C	D	P	F	W			
2017	269	116	60	27	6	0	45	15	43%	22%	10%	2%	0%	17%	6%	94%	76%	2.62
2018	304	119	86	33	5	0	37	24	39%	28%	11%	2%	0%	12%	8%	92%	78%	2.65
2019	315	123	78	33	16	0	41	24	39%	25%	10%	5%	0%	13%	8%	92%	74%	2.57
2020	459	245	99	25	15	0	46	29	53%	22%	5%	3%	0%	10%	6%	94%	80%	2.92
2021	866	313	172	95	44	0	161	81	36%	20%	11%	5%	0%	19%	9%	91%	67%	2.31
Averages.....									41%	22%	10%	4%	0%	15%	8%	92%	73%	-

Note: The program's course list is based on the 2020-2021 academic catalog. The data source is Collin College's ZogoTech Data System on 10/11/2021.

** Success Rate is calculated by dividing the counts of A, B, C and P by the counts of A, B, C, D, P, F and W, using the definition consistent with the National Community College Benchmark Project.*

*** Course GPA is calculated by multiplying the counts of A, B, C and D by 4, 3, 2 and 1, respectively. The results are summed and divided by the aggregated count of A, B, C, D, F and W.*

Sums of distributions may not equal 100 percent due to rounding.



Information Systems Cybersecurity

Collin County Community College District
 Program Review 2021 - 2022
 Grade Distributions Academic Year 2017 through 2021


ITNW1364		Prctm Comp Syst Ntwk Telcom																			
Year	Enrollment	Grade Assigned							Grade Distribution							Completion Rate	Success Rate*	Course GPA**			
		A	B	C	D	P	F	W	A	B	C	D	P	F	W						
2017	-	-	-	-	-	-	-	-	-	-	-	-	-	-	-	-	-	-	-	-	-
2018	-	-	-	-	-	-	-	-	-	-	-	-	-	-	-	-	-	-	-	-	-
2019	-	-	-	-	-	-	-	-	-	-	-	-	-	-	-	-	-	-	-	-	-
2020	-	-	-	-	-	-	-	-	-	-	-	-	-	-	-	-	-	-	-	-	-
2021	-	-	-	-	-	-	-	-	-	-	-	-	-	-	-	-	-	-	-	-	-
Averages.....		-	-	-	-	-	-	-	-	-	-	-	-	-	-	-	-	-	-	-	-

Note: The program's course list is based on the 2020-2021 academic catalog. The data source is Collin College's ZogoTech Data System on 10/11/2021.

* Success Rate is calculated by dividing the counts of A, B, C and P by the counts of A, B, C, D, P, F and W, using the definition consistent with the National Community College Benchmark Project.

** Course GPA is calculated by multiplying the counts of A, B, C and D by 4, 3, 2 and 1, respectively. The results are summed and divided by the aggregated count of A, B, C, D, F and W.

Sums of distributions may not equal 100 percent due to rounding.



Information Systems Cybersecurity

Collin County Community College District
Program Review 2021 - 2022
Grade Distributions Academic Year 2017 through 2021


ITNW1370		Cloud+ Computing Essentials																
Year	Enrollment	Grade Assigned							Grade Distribution							Completion Rate	Success Rate*	Course GPA**
		A	B	C	D	P	F	W	A	B	C	D	P	F	W			
2017	17	6	5	1	1	0	2	2	35%	29%	6%	6%	0%	12%	12%	88%	71%	2.47
2018	17	7	7	1	0	0	2	0	41%	41%	6%	0%	0%	12%	0%	100%	88%	3.00
2019	17	3	7	4	1	0	1	1	18%	41%	24%	6%	0%	6%	6%	94%	82%	2.47
2020	41	15	11	7	2	0	6	0	37%	27%	17%	5%	0%	15%	0%	100%	81%	2.66
2021	18	5	7	3	1	0	1	1	28%	39%	17%	6%	0%	6%	6%	94%	83%	2.67
Averages.....									33%	34%	15%	5%	0%	11%	4%	96%	81%	-

Note: The program's course list is based on the 2020-2021 academic catalog. The data source is Collin College's ZogoTech Data System on 10/11/2021.

** Success Rate is calculated by dividing the counts of A, B, C and P by the counts of A, B, C, D, P, F and W, using the definition consistent with the National Community College Benchmark Project.*

*** Course GPA is calculated by multiplying the counts of A, B, C and D by 4, 3, 2 and 1, respectively. The results are summed and divided by the aggregated count of A, B, C, D, F and W.*

Sums of distributions may not equal 100 percent due to rounding.



Information Systems Cybersecurity

Collin County Community College District
 Program Review 2021 - 2022
 Grade Distributions Academic Year 2017 through 2021


ITNW1371		Aruba Switchg Fundmntl Moblit																			
Year	Enrollment	Grade Assigned							Grade Distribution							Completion Rate	Success Rate*	Course GPA**			
		A	B	C	D	P	F	W	A	B	C	D	P	F	W						
2017	-	-	-	-	-	-	-	-	-	-	-	-	-	-	-	-	-	-	-	-	-
2018	-	-	-	-	-	-	-	-	-	-	-	-	-	-	-	-	-	-	-	-	-
2019	-	-	-	-	-	-	-	-	-	-	-	-	-	-	-	-	-	-	-	-	-
2020	-	-	-	-	-	-	-	-	-	-	-	-	-	-	-	-	-	-	-	-	-
2021	-	-	-	-	-	-	-	-	-	-	-	-	-	-	-	-	-	-	-	-	-
Averages.....		-	-	-	-	-	-	-	-	-	-	-	-	-	-	-	-	-	-	-	-

Note: The program's course list is based on the 2020-2021 academic catalog. The data source is Collin College's ZogoTech Data System on 10/11/2021.

* Success Rate is calculated by dividing the counts of A, B, C and P by the counts of A, B, C, D, P, F and W, using the definition consistent with the National Community College Benchmark Project.

** Course GPA is calculated by multiplying the counts of A, B, C and D by 4, 3, 2 and 1, respectively. The results are summed and divided by the aggregated count of A, B, C, D, F and W.

Sums of distributions may not equal 100 percent due to rounding.



Information Systems Cybersecurity

Collin County Community College District
 Program Review 2021 - 2022
 Grade Distributions Academic Year 2017 through 2021


ITNW1372		Implementing Aruba Wireless																		
Year	Enrollment	Grade Assigned							Grade Distribution							Completion Rate	Success Rate*	Course GPA**		
		A	B	C	D	P	F	W	A	B	C	D	P	F	W					
2017	-	-	-	-	-	-	-	-	-	-	-	-	-	-	-	-	-	-	-	-
2018	-	-	-	-	-	-	-	-	-	-	-	-	-	-	-	-	-	-	-	-
2019	-	-	-	-	-	-	-	-	-	-	-	-	-	-	-	-	-	-	-	-
2020	-	-	-	-	-	-	-	-	-	-	-	-	-	-	-	-	-	-	-	-
2021	-	-	-	-	-	-	-	-	-	-	-	-	-	-	-	-	-	-	-	-
Averages.....		-	-	-	-	-	-	-	-	-	-	-	-	-	-	-	-	-	-	-

Note: The program's course list is based on the 2020-2021 academic catalog. The data source is Collin College's ZogoTech Data System on 10/11/2021.

* Success Rate is calculated by dividing the counts of A, B, C and P by the counts of A, B, C, D, P, F and W, using the definition consistent with the National Community College Benchmark Project.

** Course GPA is calculated by multiplying the counts of A, B, C and D by 4, 3, 2 and 1, respectively. The results are summed and divided by the aggregated count of A, B, C, D, F and W.

Sums of distributions may not equal 100 percent due to rounding.



Information Systems Cybersecurity

Collin County Community College District
 Program Review 2021 - 2022
 Grade Distributions Academic Year 2017 through 2021


ITNW1378		Wireless Network Admin																		
Year	Enrollment	Grade Assigned							Grade Distribution							Completion Rate	Success Rate*	Course GPA**		
		A	B	C	D	P	F	W	A	B	C	D	P	F	W					
2017	-	-	-	-	-	-	-	-	-	-	-	-	-	-	-	-	-	-	-	-
2018	-	-	-	-	-	-	-	-	-	-	-	-	-	-	-	-	-	-	-	-
2019	10	0	4	3	2	0	0	1	0%	40%	30%	20%	0%	0%	10%	90%	70%	2.00		
2020	-	-	-	-	-	-	-	-	-	-	-	-	-	-	-	-	-	-	-	
2021	-	-	-	-	-	-	-	-	-	-	-	-	-	-	-	-	-	-	-	
Averages.....									0%	40%	30%	20%	0%	0%	10%	90%	70%	-		

Note: The program's course list is based on the 2020-2021 academic catalog. The data source is Collin College's ZogoTech Data System on 10/11/2021.

* Success Rate is calculated by dividing the counts of A, B, C and P by the counts of A, B, C, D, P, F and W, using the definition consistent with the National Community College Benchmark Project.

** Course GPA is calculated by multiplying the counts of A, B, C and D by 4, 3, 2 and 1, respectively. The results are summed and divided by the aggregated count of A, B, C, D, F and W.

Sums of distributions may not equal 100 percent due to rounding.



Information Systems Cybersecurity

Collin County Community College District
 Program Review 2021 - 2022
 Grade Distributions Academic Year 2017 through 2021


ITNW2371		Wireless Network Security																		
Year	Enrollment	Grade Assigned							Grade Distribution							Completion Rate	Success Rate*	Course GPA**		
		A	B	C	D	P	F	W	A	B	C	D	P	F	W					
2017	-	-	-	-	-	-	-	-	-	-	-	-	-	-	-	-	-	-	-	-
2018	-	-	-	-	-	-	-	-	-	-	-	-	-	-	-	-	-	-	-	-
2019	-	-	-	-	-	-	-	-	-	-	-	-	-	-	-	-	-	-	-	-
2020	-	-	-	-	-	-	-	-	-	-	-	-	-	-	-	-	-	-	-	-
2021	-	-	-	-	-	-	-	-	-	-	-	-	-	-	-	-	-	-	-	-
Averages.....		-	-	-	-	-	-	-	-	-	-	-	-	-	-	-	-	-	-	-

Note: The program's course list is based on the 2020-2021 academic catalog. The data source is Collin College's ZogoTech Data System on 10/11/2021.

* Success Rate is calculated by dividing the counts of A, B, C and P by the counts of A, B, C, D, P, F and W, using the definition consistent with the National Community College Benchmark Project.

** Course GPA is calculated by multiplying the counts of A, B, C and D by 4, 3, 2 and 1, respectively. The results are summed and divided by the aggregated count of A, B, C, D, F and W.

Sums of distributions may not equal 100 percent due to rounding.



Information Systems Cybersecurity

Collin County Community College District
 Program Review 2021 - 2022
 Grade Distributions Academic Year 2017 through 2021


ITNW2372		Wireless Network Design																		
Year	Enrollment	Grade Assigned							Grade Distribution							Completion Rate	Success Rate*	Course GPA**		
		A	B	C	D	P	F	W	A	B	C	D	P	F	W					
2017	-	-	-	-	-	-	-	-	-	-	-	-	-	-	-	-	-	-	-	-
2018	-	-	-	-	-	-	-	-	-	-	-	-	-	-	-	-	-	-	-	-
2019	-	-	-	-	-	-	-	-	-	-	-	-	-	-	-	-	-	-	-	-
2020	-	-	-	-	-	-	-	-	-	-	-	-	-	-	-	-	-	-	-	-
2021	-	-	-	-	-	-	-	-	-	-	-	-	-	-	-	-	-	-	-	-
Averages.....		-	-	-	-	-	-	-	-	-	-	-	-	-	-	-	-	-	-	-

Note: The program's course list is based on the 2020-2021 academic catalog. The data source is Collin College's ZogoTech Data System on 10/11/2021.

* Success Rate is calculated by dividing the counts of A, B, C and P by the counts of A, B, C, D, P, F and W, using the definition consistent with the National Community College Benchmark Project.

** Course GPA is calculated by multiplying the counts of A, B, C and D by 4, 3, 2 and 1, respectively. The results are summed and divided by the aggregated count of A, B, C, D, F and W.

Sums of distributions may not equal 100 percent due to rounding.



Information Systems Cybersecurity

Collin County Community College District
Program Review 2021 - 2022
Grade Distributions Academic Year 2017 through 2021


ITNW2373		Information Storage Mgmt (EMC)																
Year	Enrollment	Grade Assigned							Grade Distribution							Completion Rate	Success Rate*	Course GPA**
		A	B	C	D	P	F	W	A	B	C	D	P	F	W			
2017	19	8	4	1	1	0	2	3	42%	21%	5%	5%	0%	11%	16%	84%	68%	2.47
2018	16	8	4	2	0	0	2	0	50%	25%	13%	0%	0%	13%	0%	100%	88%	3.00
2019	13	6	1	2	1	0	1	2	46%	8%	15%	8%	0%	8%	15%	85%	69%	2.46
2020	18	8	4	0	0	0	3	3	44%	22%	0%	0%	0%	17%	17%	83%	67%	2.44
2021	16	9	3	0	0	0	3	1	56%	19%	0%	0%	0%	19%	6%	94%	75%	2.81
Averages.....									48%	20%	6%	2%	0%	13%	11%	89%	73%	-

Note: The program's course list is based on the 2020-2021 academic catalog. The data source is Collin College's ZogoTech Data System on 10/11/2021.

** Success Rate is calculated by dividing the counts of A, B, C and P by the counts of A, B, C, D, P, F and W, using the definition consistent with the National Community College Benchmark Project.*

*** Course GPA is calculated by multiplying the counts of A, B, C and D by 4, 3, 2 and 1, respectively. The results are summed and divided by the aggregated count of A, B, C, D, F and W.*

Sums of distributions may not equal 100 percent due to rounding.



Information Systems Cybersecurity

Collin County Community College District
 Program Review 2021 - 2022
 Grade Distributions Academic Year 2017 through 2021


ITNW2374		Emerging Wireless Technology																		
Year	Enrollment	Grade Assigned							Grade Distribution							Completion Rate	Success Rate*	Course GPA**		
		A	B	C	D	P	F	W	A	B	C	D	P	F	W					
2017	-	-	-	-	-	-	-	-	-	-	-	-	-	-	-	-	-	-	-	-
2018	-	-	-	-	-	-	-	-	-	-	-	-	-	-	-	-	-	-	-	-
2019	-	-	-	-	-	-	-	-	-	-	-	-	-	-	-	-	-	-	-	-
2020	-	-	-	-	-	-	-	-	-	-	-	-	-	-	-	-	-	-	-	-
2021	-	-	-	-	-	-	-	-	-	-	-	-	-	-	-	-	-	-	-	-
Averages.....		-	-	-	-	-	-	-	-	-	-	-	-	-	-	-	-	-	-	-

Note: The program's course list is based on the 2020-2021 academic catalog. The data source is Collin College's ZogoTech Data System on 10/11/2021.

* Success Rate is calculated by dividing the counts of A, B, C and P by the counts of A, B, C, D, P, F and W, using the definition consistent with the National Community College Benchmark Project.

** Course GPA is calculated by multiplying the counts of A, B, C and D by 4, 3, 2 and 1, respectively. The results are summed and divided by the aggregated count of A, B, C, D, F and W.

Sums of distributions may not equal 100 percent due to rounding.



Information Systems Cybersecurity

Collin County Community College District
Program Review 2021 - 2022
Grade Distributions Academic Year 2017 through 2021


ITNW2375		VMware vSphere Instl Conf Mgmt																	
Year	Enrollment	Grade Assigned							Grade Distribution							Completion Rate	Success Rate*	Course GPA**	
		A	B	C	D	P	F	W	A	B	C	D	P	F	W				
2017	12	8	3	1	0	0	0	0	67%	25%	8%	0%	0%	0%	0%	0%	100%	100%	3.58
2018	12	9	3	0	0	0	0	0	75%	25%	0%	0%	0%	0%	0%	0%	100%	100%	3.75
2019	11	10	0	0	0	0	1	0	91%	0%	0%	0%	0%	9%	0%	0%	100%	91%	3.64
2020	11	11	0	0	0	0	0	0	100%	0%	0%	0%	0%	0%	0%	0%	100%	100%	4.00
2021	11	10	0	0	0	0	1	0	91%	0%	0%	0%	0%	9%	0%	0%	100%	91%	3.64
Averages.....									84%	11%	2%	0%	0%	4%	0%	0%	100%	96%	-

Note: The program's course list is based on the 2020-2021 academic catalog. The data source is Collin College's ZogoTech Data System on 10/11/2021.

** Success Rate is calculated by dividing the counts of A, B, C and P by the counts of A, B, C, D, P, F and W, using the definition consistent with the National Community College Benchmark Project.*

*** Course GPA is calculated by multiplying the counts of A, B, C and D by 4, 3, 2 and 1, respectively. The results are summed and divided by the aggregated count of A, B, C, D, F and W.*

Sums of distributions may not equal 100 percent due to rounding.



Information Systems Cybersecurity

Collin County Community College District
Program Review 2021 - 2022
Grade Distributions Academic Year 2017 through 2021


ITNW2376		Adv Topic Com Sys Nwk Col Tech																			
Year	Enrollment	Grade Assigned							Grade Distribution							Completion Rate	Success Rate*	Course GPA**			
		A	B	C	D	P	F	W	A	B	C	D	P	F	W						
2017	-	-	-	-	-	-	-	-	-	-	-	-	-	-	-	-	-	-	-	-	-
2018	9	7	1	0	0	0	0	1	78%	11%	0%	0%	0%	0%	0%	11%	89%	89%	3.44		
2019	2	2	0	0	0	0	0	0	100%	0%	0%	0%	0%	0%	0%	100%	100%	4.00			
2020	-	-	-	-	-	-	-	-	-	-	-	-	-	-	-	-	-	-	-		
2021	-	-	-	-	-	-	-	-	-	-	-	-	-	-	-	-	-	-	-		
Averages.....									82%	9%	0%	0%	0%	0%	9%	91%	91%	-			

Note: The program's course list is based on the 2020-2021 academic catalog. The data source is Collin College's ZogoTech Data System on 10/11/2021.

** Success Rate is calculated by dividing the counts of A, B, C and P by the counts of A, B, C, D, P, F and W, using the definition consistent with the National Community College Benchmark Project.*

*** Course GPA is calculated by multiplying the counts of A, B, C and D by 4, 3, 2 and 1, respectively. The results are summed and divided by the aggregated count of A, B, C, D, F and W.*

Sums of distributions may not equal 100 percent due to rounding.



Information Systems Cybersecurity

Collin County Community College District
 Program Review 2021 - 2022
 Grade Distributions Academic Year 2017 through 2021


ITNW2377		Aruba Scible WLAN Dsgn Implmnt																		
Year	Enrollment	Grade Assigned							Grade Distribution							Completion Rate	Success Rate*	Course GPA**		
		A	B	C	D	P	F	W	A	B	C	D	P	F	W					
2017	-	-	-	-	-	-	-	-	-	-	-	-	-	-	-	-	-	-	-	-
2018	-	-	-	-	-	-	-	-	-	-	-	-	-	-	-	-	-	-	-	-
2019	-	-	-	-	-	-	-	-	-	-	-	-	-	-	-	-	-	-	-	-
2020	-	-	-	-	-	-	-	-	-	-	-	-	-	-	-	-	-	-	-	-
2021	-	-	-	-	-	-	-	-	-	-	-	-	-	-	-	-	-	-	-	-
Averages.....		-	-	-	-	-	-	-	-	-	-	-	-	-	-	-	-	-	-	-

Note: The program's course list is based on the 2020-2021 academic catalog. The data source is Collin College's ZogoTech Data System on 10/11/2021.

* Success Rate is calculated by dividing the counts of A, B, C and P by the counts of A, B, C, D, P, F and W, using the definition consistent with the National Community College Benchmark Project.

** Course GPA is calculated by multiplying the counts of A, B, C and D by 4, 3, 2 and 1, respectively. The results are summed and divided by the aggregated count of A, B, C, D, F and W.

Sums of distributions may not equal 100 percent due to rounding.



Information Systems Cybersecurity

Collin County Community College District
 Program Review 2021 - 2022
 Grade Distributions Academic Year 2017 through 2021


ITNW2378		Fundamentals of IoT																		
Year	Enrollment	Grade Assigned							Grade Distribution							Completion Rate	Success Rate*	Course GPA**		
		A	B	C	D	P	F	W	A	B	C	D	P	F	W					
2017	-	-	-	-	-	-	-	-	-	-	-	-	-	-	-	-	-	-	-	-
2018	-	-	-	-	-	-	-	-	-	-	-	-	-	-	-	-	-	-	-	-
2019	-	-	-	-	-	-	-	-	-	-	-	-	-	-	-	-	-	-	-	-
2020	-	-	-	-	-	-	-	-	-	-	-	-	-	-	-	-	-	-	-	-
2021	-	-	-	-	-	-	-	-	-	-	-	-	-	-	-	-	-	-	-	-
Averages.....		-	-	-	-	-	-	-	-	-	-	-	-	-	-	-	-	-	-	-

Note: The program's course list is based on the 2020-2021 academic catalog. The data source is Collin College's ZogoTech Data System on 10/11/2021.

* Success Rate is calculated by dividing the counts of A, B, C and P by the counts of A, B, C, D, P, F and W, using the definition consistent with the National Community College Benchmark Project.

** Course GPA is calculated by multiplying the counts of A, B, C and D by 4, 3, 2 and 1, respectively. The results are summed and divided by the aggregated count of A, B, C, D, F and W.

Sums of distributions may not equal 100 percent due to rounding.



Information Systems Cybersecurity

Collin County Community College District
 Program Review 2021 - 2022
 Grade Distributions Academic Year 2017 through 2021


ITNW2379		Implmt Aruba Cmps Swtch Sttion																		
Year	Enrollment	Grade Assigned							Grade Distribution							Completion Rate	Success Rate*	Course GPA**		
		A	B	C	D	P	F	W	A	B	C	D	P	F	W					
2017	-	-	-	-	-	-	-	-	-	-	-	-	-	-	-	-	-	-	-	-
2018	-	-	-	-	-	-	-	-	-	-	-	-	-	-	-	-	-	-	-	-
2019	-	-	-	-	-	-	-	-	-	-	-	-	-	-	-	-	-	-	-	-
2020	-	-	-	-	-	-	-	-	-	-	-	-	-	-	-	-	-	-	-	-
2021	-	-	-	-	-	-	-	-	-	-	-	-	-	-	-	-	-	-	-	-
Averages.....		-	-	-	-	-	-	-	-	-	-	-	-	-	-	-	-	-	-	-

Note: The program's course list is based on the 2020-2021 academic catalog. The data source is Collin College's ZogoTech Data System on 10/11/2021.

* Success Rate is calculated by dividing the counts of A, B, C and P by the counts of A, B, C, D, P, F and W, using the definition consistent with the National Community College Benchmark Project.

** Course GPA is calculated by multiplying the counts of A, B, C and D by 4, 3, 2 and 1, respectively. The results are summed and divided by the aggregated count of A, B, C, D, F and W.

Sums of distributions may not equal 100 percent due to rounding.



Information Systems Cybersecurity

Collin County Community College District
Program Review 2021 - 2022
Grade Distributions Academic Year 2017 through 2021


ITNW2380		Coop Comp Sys Netwrkg Telecom																	
Year	Enrollment	Grade Assigned							Grade Distribution							Completion Rate	Success Rate*	Course GPA**	
		A	B	C	D	P	F	W	A	B	C	D	P	F	W				
2017	2	2	0	0	0	0	0	0	100%	0%	0%	0%	0%	0%	0%	0%	100%	100%	4.00
2018	6	6	0	0	0	0	0	0	100%	0%	0%	0%	0%	0%	0%	0%	100%	100%	4.00
2019	6	4	2	0	0	0	0	0	67%	33%	0%	0%	0%	0%	0%	0%	100%	100%	3.67
2020	6	5	1	0	0	0	0	0	83%	17%	0%	0%	0%	0%	0%	0%	100%	100%	3.83
2021	2	2	0	0	0	0	0	0	100%	0%	0%	0%	0%	0%	0%	0%	100%	100%	4.00
Averages.....									86%	14%	0%	0%	0%	0%	0%	0%	100%	100%	-

Note: The program's course list is based on the 2020-2021 academic catalog. The data source is Collin College's ZogoTech Data System on 10/11/2021.

** Success Rate is calculated by dividing the counts of A, B, C and P by the counts of A, B, C, D, P, F and W, using the definition consistent with the National Community College Benchmark Project.*

*** Course GPA is calculated by multiplying the counts of A, B, C and D by 4, 3, 2 and 1, respectively. The results are summed and divided by the aggregated count of A, B, C, D, F and W.*

Sums of distributions may not equal 100 percent due to rounding.



Information Systems Cybersecurity

Collin County Community College District
Program Review 2021 - 2022
Grade Distributions Academic Year 2017 through 2021


ITSC1316		Linux Install & Configuration																
Year	Enrollment	Grade Assigned							Grade Distribution							Completion Rate	Success Rate*	Course GPA**
		A	B	C	D	P	F	W	A	B	C	D	P	F	W			
2017	81	38	20	13	1	0	6	3	47%	25%	16%	1%	0%	7%	4%	96%	88%	2.95
2018	82	42	20	7	3	0	5	5	51%	24%	9%	4%	0%	6%	6%	94%	84%	2.99
2019	110	84	6	4	0	0	10	6	76%	5%	4%	0%	0%	9%	5%	95%	86%	3.29
2020	172	140	10	3	1	0	12	6	81%	6%	2%	1%	0%	7%	3%	97%	89%	3.47
2021	294	199	44	15	3	0	24	9	68%	15%	5%	1%	0%	8%	3%	97%	88%	3.27
Averages.....									68%	14%	6%	1%	0%	8%	4%	96%	87%	-

Note: The program's course list is based on the 2020-2021 academic catalog. The data source is Collin College's ZogoTech Data System on 10/11/2021.

** Success Rate is calculated by dividing the counts of A, B, C and P by the counts of A, B, C, D, P, F and W, using the definition consistent with the National Community College Benchmark Project.*

*** Course GPA is calculated by multiplying the counts of A, B, C and D by 4, 3, 2 and 1, respectively. The results are summed and divided by the aggregated count of A, B, C, D, F and W.*

Sums of distributions may not equal 100 percent due to rounding.



Information Systems Cybersecurity

Collin County Community College District
 Program Review 2021 - 2022
 Grade Distributions Academic Year 2017 through 2021


ITSC1342		Shell Programming - Scripting																			
Year	Enrollment	Grade Assigned							Grade Distribution							Completion Rate	Success Rate*	Course GPA**			
		A	B	C	D	P	F	W	A	B	C	D	P	F	W						
2017	-	-	-	-	-	-	-	-	-	-	-	-	-	-	-	-	-	-	-	-	-
2018	-	-	-	-	-	-	-	-	-	-	-	-	-	-	-	-	-	-	-	-	-
2019	-	-	-	-	-	-	-	-	-	-	-	-	-	-	-	-	-	-	-	-	-
2020	31	20	4	1	1	0	3	2	65%	13%	3%	3%	0%	10%	6%	94%	81%	3.06			
2021	-	-	-	-	-	-	-	-	-	-	-	-	-	-	-	-	-	-	-	-	-
Averages.....									65%	13%	3%	3%	0%	10%	6%	94%	81%	-			

Note: The program's course list is based on the 2020-2021 academic catalog. The data source is Collin College's ZogoTech Data System on 10/11/2021.

* Success Rate is calculated by dividing the counts of A, B, C and P by the counts of A, B, C, D, P, F and W, using the definition consistent with the National Community College Benchmark Project.

** Course GPA is calculated by multiplying the counts of A, B, C and D by 4, 3, 2 and 1, respectively. The results are summed and divided by the aggregated count of A, B, C, D, F and W.

Sums of distributions may not equal 100 percent due to rounding.



Collin County Community College District
 Program Review 2021 - 2022
 Grade Distributions Academic Year 2017 through 2021


ITSE1359		Intro Script Languages Python																		
Year	Enrollment	Grade Assigned							Grade Distribution							Completion Rate	Success Rate*	Course GPA**		
		A	B	C	D	P	F	W	A	B	C	D	P	F	W					
2017	-	-	-	-	-	-	-	-	-	-	-	-	-	-	-	-	-	-	-	-
2018	-	-	-	-	-	-	-	-	-	-	-	-	-	-	-	-	-	-	-	-
2019	45	27	3	2	1	0	6	6	60%	7%	4%	2%	0%	13%	13%	87%	71%	2.71		
2020	154	69	20	20	11	0	21	13	45%	13%	13%	7%	0%	14%	8%	92%	71%	2.51		
2021	535	240	102	54	32	0	65	42	45%	19%	10%	6%	0%	12%	8%	92%	74%	2.63		
Averages.....									46%	17%	10%	6%	0%	13%	8%	92%	73%	-		

Note: The program's course list is based on the 2020-2021 academic catalog. The data source is Collin College's ZogoTech Data System on 10/11/2021.

* Success Rate is calculated by dividing the counts of A, B, C and P by the counts of A, B, C, D, P, F and W, using the definition consistent with the National Community College Benchmark Project.

** Course GPA is calculated by multiplying the counts of A, B, C and D by 4, 3, 2 and 1, respectively. The results are summed and divided by the aggregated count of A, B, C, D, F and W.

Sums of distributions may not equal 100 percent due to rounding.



Collin County Community College District
 Program Review 2021 - 2022
 Grade Distributions Academic Year 2017 through 2021


ITSY1300		FundmIs Info Secrty (Secrty +)																
Year	Enrollment	Grade Assigned							Grade Distribution							Completion Rate	Success Rate*	Course GPA**
		A	B	C	D	P	F	W	A	B	C	D	P	F	W			
2017	78	67	8	0	1	0	1	1	86%	10%	0%	1%	0%	1%	1%	99%	96%	3.76
2018	106	76	15	7	2	0	5	1	72%	14%	7%	2%	0%	5%	1%	99%	93%	3.44
2019	101	77	16	1	3	0	2	2	76%	16%	1%	3%	0%	2%	2%	98%	93%	3.57
2020	166	102	34	7	8	0	10	5	61%	20%	4%	5%	0%	6%	3%	97%	86%	3.20
2021	319	162	73	28	8	0	35	13	51%	23%	9%	3%	0%	11%	4%	96%	82%	2.92
Averages.....									63%	19%	6%	3%	0%	7%	3%	97%	87%	-

Note: The program's course list is based on the 2020-2021 academic catalog. The data source is Collin College's ZogoTech Data System on 10/11/2021.

* Success Rate is calculated by dividing the counts of A, B, C and P by the counts of A, B, C, D, P, F and W, using the definition consistent with the National Community College Benchmark Project.

** Course GPA is calculated by multiplying the counts of A, B, C and D by 4, 3, 2 and 1, respectively. The results are summed and divided by the aggregated count of A, B, C, D, F and W.

Sums of distributions may not equal 100 percent due to rounding.



Collin County Community College District
Program Review 2021 - 2022
Grade Distributions Academic Year 2017 through 2021


ITSY2300		Operating System Security																	
Year	Enrollment	Grade Assigned							Grade Distribution							Completion Rate	Success Rate*	Course GPA**	
		A	B	C	D	P	F	W	A	B	C	D	P	F	W				
2017	80	69	7	4	0	0	0	0	86%	9%	5%	0%	0%	0%	0%	0%	100%	100%	3.81
2018	75	59	10	1	2	0	2	1	79%	13%	1%	3%	0%	3%	1%	99%	93%	3.60	
2019	85	64	12	6	1	0	1	1	75%	14%	7%	1%	0%	1%	1%	99%	97%	3.59	
2020	90	44	31	8	1	0	3	3	49%	34%	9%	1%	0%	3%	3%	97%	92%	3.18	
2021	295	130	104	37	5	0	13	6	44%	35%	13%	2%	0%	4%	2%	98%	92%	3.09	
Averages.....									59%	26%	9%	1%	0%	3%	2%	98%	94%	-	

Note: The program's course list is based on the 2020-2021 academic catalog. The data source is Collin College's ZogoTech Data System on 10/11/2021.

** Success Rate is calculated by dividing the counts of A, B, C and P by the counts of A, B, C, D, P, F and W, using the definition consistent with the National Community College Benchmark Project.*

*** Course GPA is calculated by multiplying the counts of A, B, C and D by 4, 3, 2 and 1, respectively. The results are summed and divided by the aggregated count of A, B, C, D, F and W.*

Sums of distributions may not equal 100 percent due to rounding.



Information Systems Cybersecurity

Collin County Community College District
Program Review 2021 - 2022
Grade Distributions Academic Year 2017 through 2021


ITSY2301		Firewalls and Network Security																
Year	Enrollment	Grade Assigned							Grade Distribution							Completion Rate	Success Rate*	Course GPA**
		A	B	C	D	P	F	W	A	B	C	D	P	F	W			
2017	34	22	8	0	1	0	2	1	65%	24%	0%	3%	0%	6%	3%	97%	88%	3.32
2018	39	29	5	1	1	0	1	2	74%	13%	3%	3%	0%	3%	5%	95%	90%	3.44
2019	37	25	7	4	0	0	0	1	68%	19%	11%	0%	0%	0%	3%	97%	97%	3.49
2020	56	40	4	3	3	0	4	2	71%	7%	5%	5%	0%	7%	4%	96%	84%	3.23
2021	152	114	13	9	4	0	6	6	75%	9%	6%	3%	0%	4%	4%	96%	90%	3.40
Averages.....									72%	12%	5%	3%	0%	4%	4%	96%	89%	-

Note: The program's course list is based on the 2020-2021 academic catalog. The data source is Collin College's ZogoTech Data System on 10/11/2021.

** Success Rate is calculated by dividing the counts of A, B, C and P by the counts of A, B, C, D, P, F and W, using the definition consistent with the National Community College Benchmark Project.*

*** Course GPA is calculated by multiplying the counts of A, B, C and D by 4, 3, 2 and 1, respectively. The results are summed and divided by the aggregated count of A, B, C, D, F and W.*

Sums of distributions may not equal 100 percent due to rounding.



Information Systems Cybersecurity

Collin County Community College District
Program Review 2021 - 2022
Grade Distributions Academic Year 2017 through 2021


ITSY2341		Security Management Practices																
Year	Enrollment	Grade Assigned							Grade Distribution							Completion Rate	Success Rate*	Course GPA**
		A	B	C	D	P	F	W	A	B	C	D	P	F	W			
2017	25	9	5	2	3	0	4	2	36%	20%	8%	12%	0%	16%	8%	92%	64%	2.32
2018	50	30	7	2	1	0	5	5	60%	14%	4%	2%	0%	10%	10%	90%	78%	2.92
2019	36	19	7	3	1	0	2	4	53%	19%	8%	3%	0%	6%	11%	89%	81%	2.89
2020	69	49	13	1	1	0	2	3	71%	19%	1%	1%	0%	3%	4%	96%	91%	3.45
2021	96	74	12	3	0	0	1	6	77%	13%	3%	0%	0%	1%	6%	94%	93%	3.52
Averages.....									66%	16%	4%	2%	0%	5%	7%	93%	86%	-

Note: The program's course list is based on the 2020-2021 academic catalog. The data source is Collin College's ZogoTech Data System on 10/11/2021.

** Success Rate is calculated by dividing the counts of A, B, C and P by the counts of A, B, C, D, P, F and W, using the definition consistent with the National Community College Benchmark Project.*

*** Course GPA is calculated by multiplying the counts of A, B, C and D by 4, 3, 2 and 1, respectively. The results are summed and divided by the aggregated count of A, B, C, D, F and W.*

Sums of distributions may not equal 100 percent due to rounding.



Collin County Community College District
 Program Review 2021 - 2022
 Grade Distributions Academic Year 2017 through 2021


ITSY2342		Incident Response and Handling																
Year	Enrollment	Grade Assigned							Grade Distribution							Completion Rate	Success Rate*	Course GPA**
		A	B	C	D	P	F	W	A	B	C	D	P	F	W			
2017	40	29	4	4	2	0	1	0	73%	10%	10%	5%	0%	3%	0%	100%	93%	3.45
2018	48	39	6	2	0	0	1	0	81%	13%	4%	0%	0%	2%	0%	100%	98%	3.71
2019	49	30	11	5	0	0	3	0	61%	22%	10%	0%	0%	6%	0%	100%	94%	3.33
2020	67	51	9	5	0	0	1	1	76%	13%	7%	0%	0%	1%	1%	99%	97%	3.60
2021	131	113	6	4	2	0	6	0	86%	5%	3%	2%	0%	5%	0%	100%	94%	3.66
Averages.....									78%	11%	6%	1%	0%	4%	0%	100%	95%	-

Note: The program's course list is based on the 2020-2021 academic catalog. The data source is Collin College's ZogoTech Data System on 10/11/2021.

* Success Rate is calculated by dividing the counts of A, B, C and P by the counts of A, B, C, D, P, F and W, using the definition consistent with the National Community College Benchmark Project.

** Course GPA is calculated by multiplying the counts of A, B, C and D by 4, 3, 2 and 1, respectively. The results are summed and divided by the aggregated count of A, B, C, D, F and W.

Sums of distributions may not equal 100 percent due to rounding.



Information Systems Cybersecurity

Collin County Community College District
Program Review 2021 - 2022
Grade Distributions Academic Year 2017 through 2021


ITSY2343		Computer System Forensics																
Year	Enrollment	Grade Assigned							Grade Distribution							Completion Rate	Success Rate*	Course GPA**
		A	B	C	D	P	F	W	A	B	C	D	P	F	W			
2017	33	29	1	1	0	0	2	0	88%	3%	3%	0%	0%	6%	0%	100%	94%	3.67
2018	42	37	2	2	0	0	0	1	88%	5%	5%	0%	0%	0%	2%	98%	98%	3.76
2019	26	24	1	0	1	0	0	0	92%	4%	0%	4%	0%	0%	0%	100%	96%	3.85
2020	36	29	3	1	0	0	1	2	81%	8%	3%	0%	0%	3%	6%	94%	92%	3.53
2021	99	63	20	13	0	0	0	3	64%	20%	13%	0%	0%	0%	3%	97%	97%	3.41
Averages.....									77%	11%	7%	0%	0%	1%	3%	97%	96%	-

Note: The program's course list is based on the 2020-2021 academic catalog. The data source is Collin College's ZogoTech Data System on 10/11/2021.

** Success Rate is calculated by dividing the counts of A, B, C and P by the counts of A, B, C, D, P, F and W, using the definition consistent with the National Community College Benchmark Project.*

*** Course GPA is calculated by multiplying the counts of A, B, C and D by 4, 3, 2 and 1, respectively. The results are summed and divided by the aggregated count of A, B, C, D, F and W.*

Sums of distributions may not equal 100 percent due to rounding.



Information Systems Cybersecurity

Collin County Community College District
Program Review 2021 - 2022
Grade Distributions Academic Year 2017 through 2021


ITSY2572		Cer Inf Sy Sc Pr (CISSP) Cm Bd																	
Year	Enrollment	Grade Assigned							Grade Distribution							Completion Rate	Success Rate*	Course GPA**	
		A	B	C	D	P	F	W	A	B	C	D	P	F	W				
2017	10	9	0	0	1	0	0	0	90%	0%	0%	10%	0%	0%	0%	0%	100%	90%	3.70
2018	14	9	4	1	0	0	0	0	64%	29%	7%	0%	0%	0%	0%	0%	100%	100%	3.57
2019	14	3	6	1	0	0	3	1	21%	43%	7%	0%	0%	21%	7%	93%	71%	2.29	
2020	13	9	3	0	0	0	0	1	69%	23%	0%	0%	0%	0%	8%	92%	92%	3.46	
2021	10	1	3	3	2	0	1	0	10%	30%	30%	20%	0%	10%	0%	100%	70%	2.10	
Averages.....									51%	26%	8%	5%	0%	7%	3%	97%	85%	-	

Note: The program's course list is based on the 2020-2021 academic catalog. The data source is Collin College's ZogoTech Data System on 10/11/2021.

** Success Rate is calculated by dividing the counts of A, B, C and P by the counts of A, B, C, D, P, F and W, using the definition consistent with the National Community College Benchmark Project.*

*** Course GPA is calculated by multiplying the counts of A, B, C and D by 4, 3, 2 and 1, respectively. The results are summed and divided by the aggregated count of A, B, C, D, F and W.*

Sums of distributions may not equal 100 percent due to rounding.



Collin County Community College District
 Program Review 2021 - 2022
 Grade Distributions Academic Year 2017 through 2021

ITSY2575		Certifd Info Secrty Mgr (CISM)																	
Year	Enrollment	Grade Assigned							Grade Distribution							Completion Rate	Success Rate*	Course GPA**	
		A	B	C	D	P	F	W	A	B	C	D	P	F	W				
2017	-	-	-	-	-	-	-	-	-	-	-	-	-	-	-	-	-	-	-
2018	-	-	-	-	-	-	-	-	-	-	-	-	-	-	-	-	-	-	-
2019	-	-	-	-	-	-	-	-	-	-	-	-	-	-	-	-	-	-	-
2020	-	-	-	-	-	-	-	-	-	-	-	-	-	-	-	-	-	-	-
2021	13	10	3	0	0	0	0	0	77%	23%	0%	0%	0%	0%	0%	0%	100%	100%	3.77
Averages.....									77%	23%	0%	0%	0%	0%	0%	0%	100%	100%	-

Note: The program's course list is based on the 2020-2021 academic catalog. The data source is Collin College's ZogoTech Data System on 10/11/2021.

* Success Rate is calculated by dividing the counts of A, B, C and P by the counts of A, B, C, D, P, F and W, using the definition consistent with the National Community College Benchmark Project.

** Course GPA is calculated by multiplying the counts of A, B, C and D by 4, 3, 2 and 1, respectively. The results are summed and divided by the aggregated count of A, B, C, D, F and W.

Sums of distributions may not equal 100 percent due to rounding.